



west vancouver

Report of
Finance and Revenue Advisory
Committee
on
2025 Budget and Property Tax
Increase

Finance and Revenue Advisory Committee Membership

Mayor Mark Sager (Chair)

Councillor Linda Watt (Acting Chair)

Michael Evison

Joel James

Graham McIsaac

Michael Paterson

John Robertson

Don Smith



Finance and Revenue Advisory Committee Mandate

Revenue

Opportunities

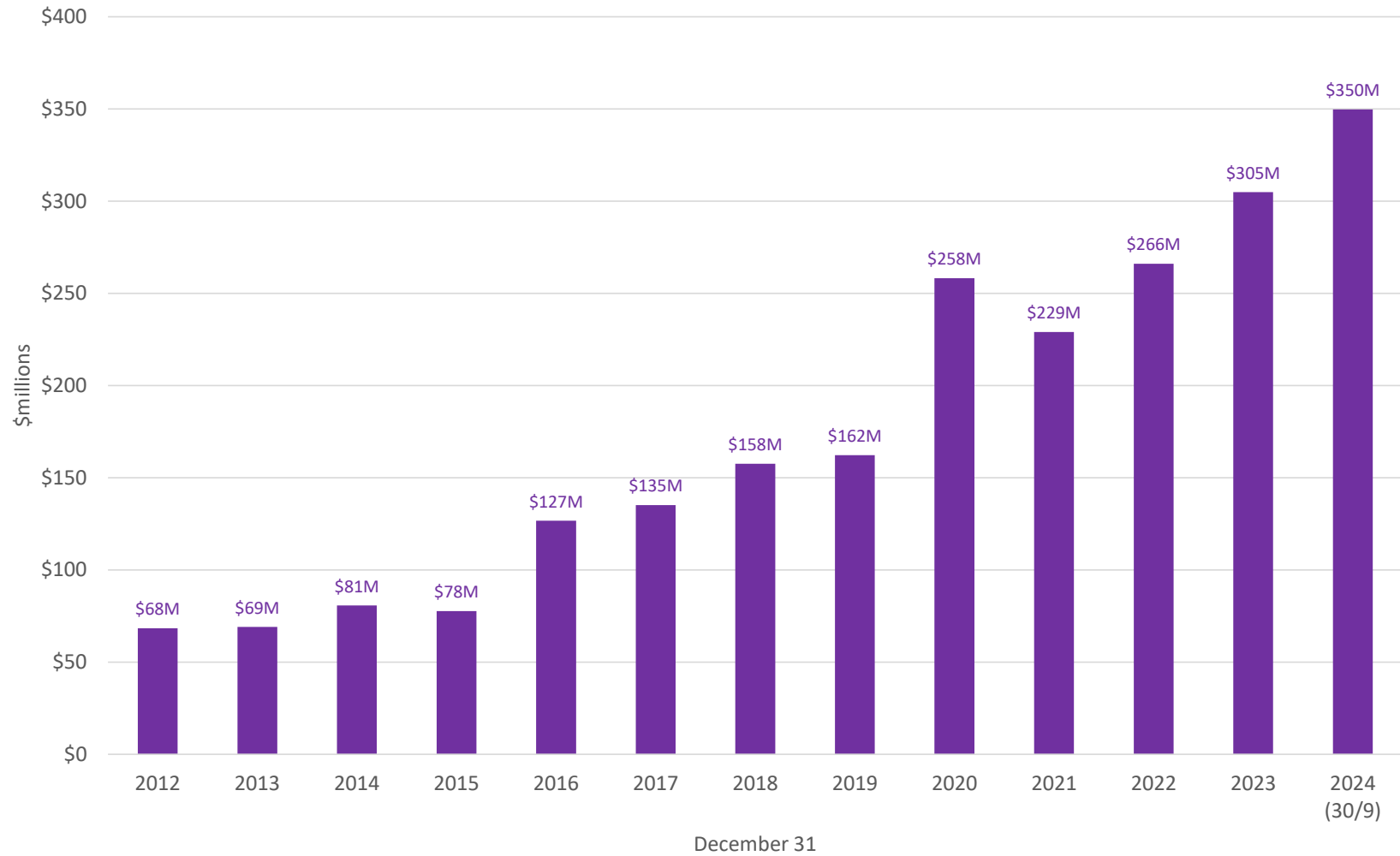


Finance

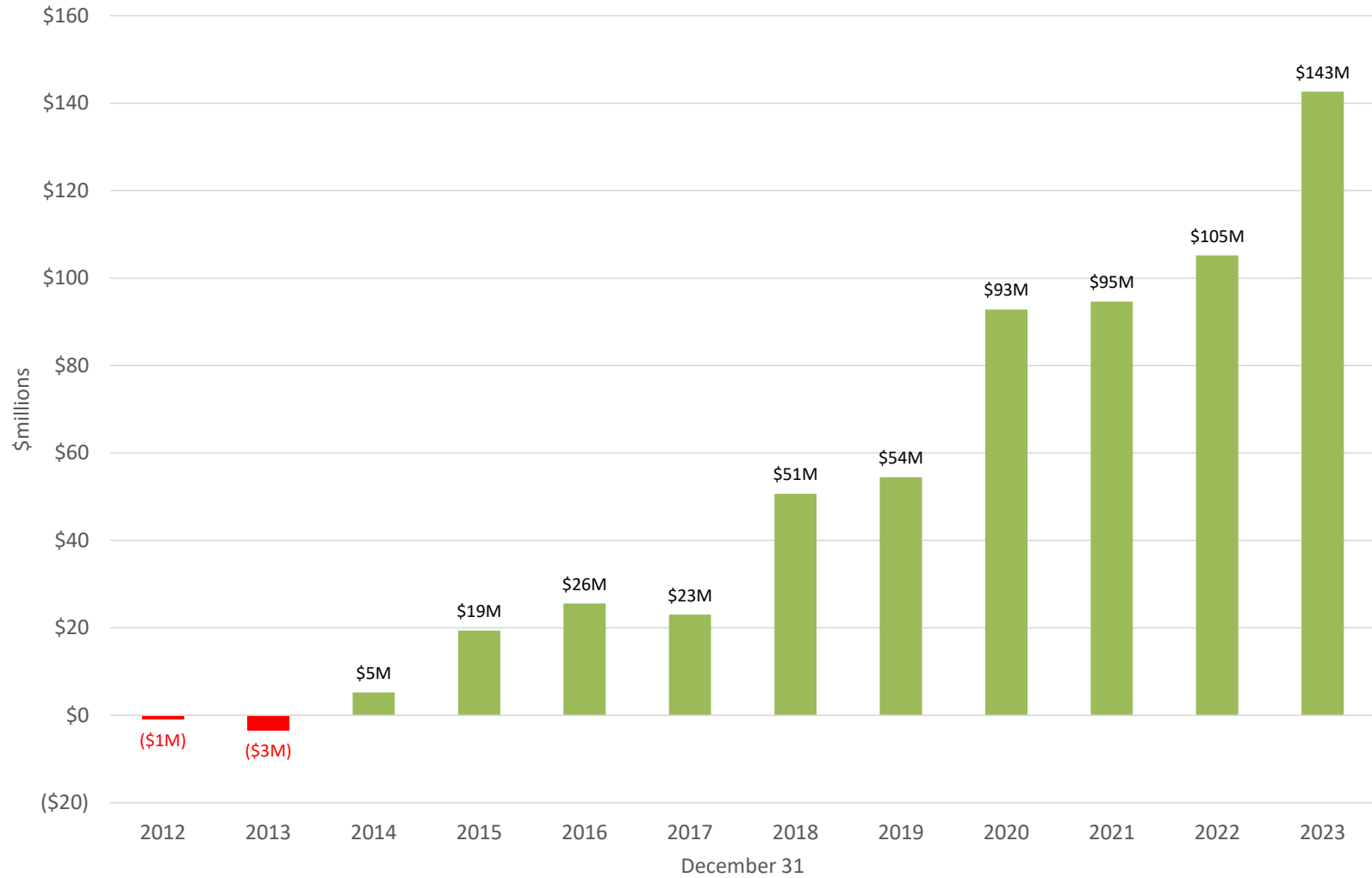
- Provide advice and recommendations to Council on the District's finances, including future budgets and financial plans, consistent with prudent fiscal management.
- Provide advice and make recommendations concerning the District's annual operating and capital budgets and property tax changes.

District of West Vancouver Cash & Investments

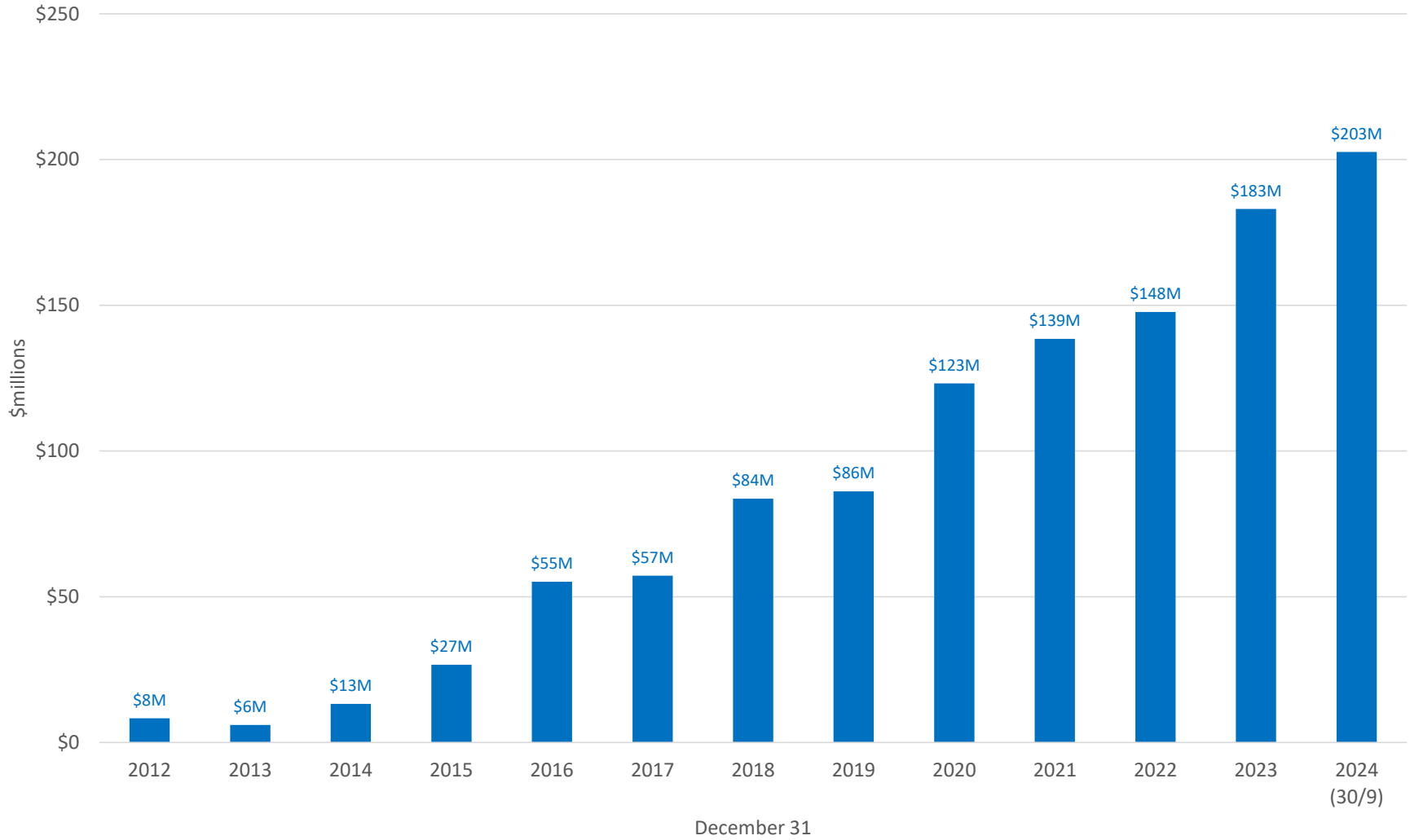
(Source: Audited Financial Statements and 2024 Q3 Financial Report)



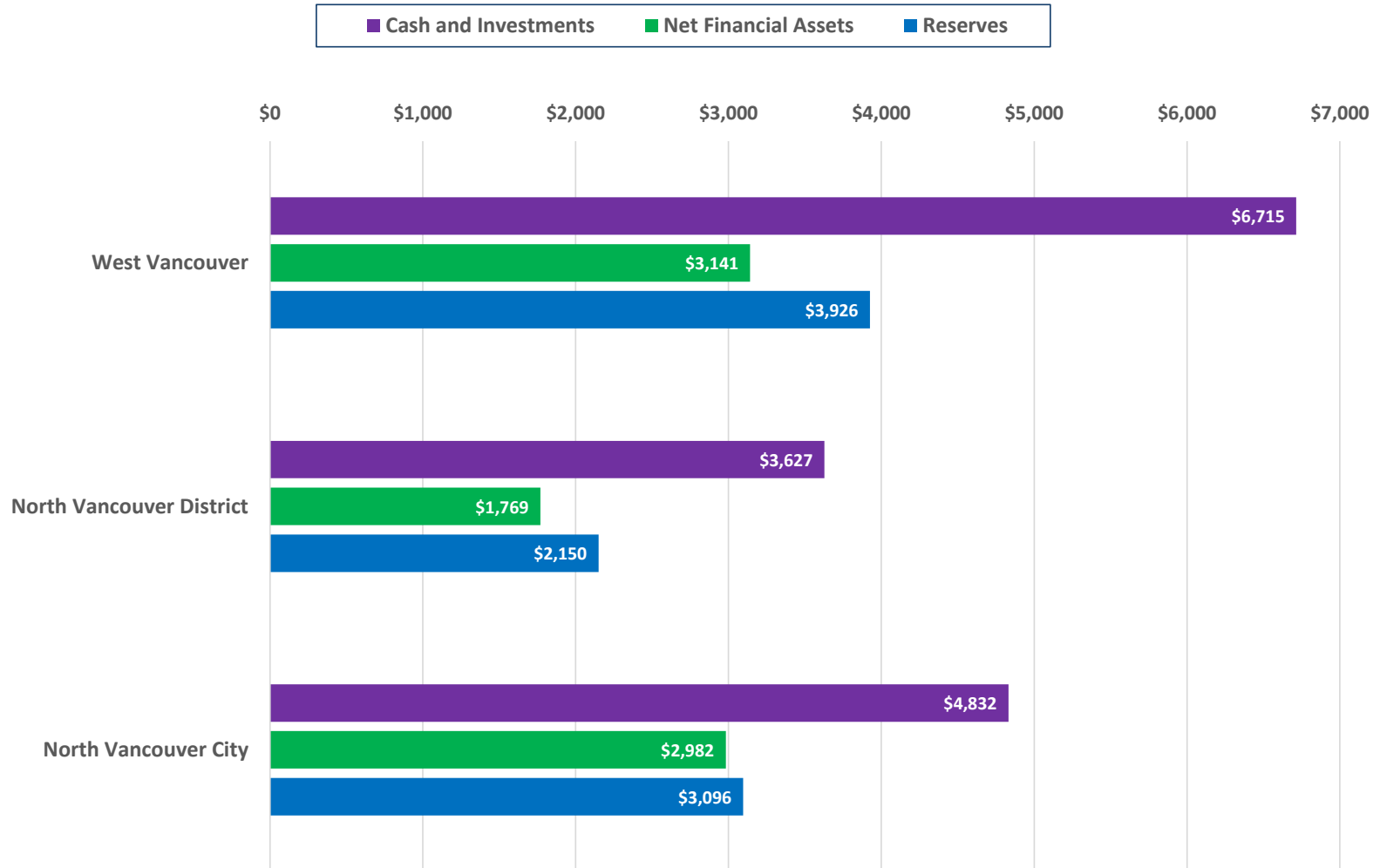
**District of West Vancouver
Net Financial Assets**
(Source: Audited Financial Statements)



District of West Vancouver
Reserve Funds and Unappropriated Surplus/(Deficit)
(Source: Audited Financial Statements and 2024 Q3 Financial Report)



Comparison of North Shore Municipalities Financial Assets per Capita



Source: December 31, 2023 audited financial statements




General Fund Budget: **GENERAL GOVERNMENT EXPENSES**

	2025			2024
	Annual Budget	Dollar Change	% Change	Approved Budget
GENERAL GOVERNMENT				
¹ Severance & Collective Bargaining	3,000,000	-	0.0%	3,000,000
Legal	1,400,000	-	0.0%	1,400,000
Property & Liability Insurance	1,388,000	100,000	7.8%	1,288,000
Fiscal Services	2,130,678	(177,163)	-7.7%	2,307,841
Grants In Aid	649,195	18,108	2.9%	631,087
² One-time Initiatives	757,247	(860,572)	-53.2%	1,617,819
³ Election	780,000	-	0.0%	780,000
Third Party Works	2,931,852	752,679	34.5%	2,179,173
Other Transfers				
Endowment Fund - Taylor Way Lease	298,121	-	0.0%	298,121
Endowment Fund - Wetmore Revenue	116,000	-	0.0%	116,000
Endowment Fund - Physiotherapy Clinic Rent	50,890	-	0.0%	50,890
Debt Retirement Reserve - Community Centre Rentals	865,235	-	0.0%	865,235
Intrafund Debt Retirement	79,569	-	0.0%	79,569
⁴ Election Reserve	110,000	-	0.0%	110,000
Interest on Reserves	4,634,348	(1,757,120)	-27.5%	6,391,468
Union of British Columbia Municipalities Community Works Funding	199,509	(350,807)	-63.7%	550,316
Innovation Fund	150,000	(332,000)	-68.9%	482,000
Capital Reserves - Artificial Turf	170,280	(2,355)	-1.4%	172,635
Parks Pay Parking	490,960	490,960	-	-
Business Improvement Area Levy	500,000	-	0.0%	500,000
⁵ Provisional Fringe Benefit Expenditures	1,500,000	-	0.0%	1,500,000
	22,201,885	(2,118,270)	-8.7%	24,320,155

Potential Sources for Offsetting 2025 Operating Deficit and Reducing 2025 Property Tax Increase

Source	Amount
Elimination of Innovation Fund	\$953,000
Reduction in Wage Contingency Reserve of \$3M	\$1M to \$2M
Utilization of estimated 2024 Operating Surplus of \$1.9M	\$1.9M
Reduction in \$4.6M of interest transferred to reserves	\$1M to \$2M
Reduction in \$1.5M Fringe Benefit Allocation Reserve	\$0.5M to \$1M
Reduction in \$1.4M Legal Contingency Reserve	\$0.4M
Additional expense reductions	\$0.5M
Total	\$6.3M to \$8.8M
Potential reduction in 2025 Operating Levy increase	6.6% to 9.2%

Finance and Revenue Advisory Committee Recommendation to Council

1. That Council adopt a 3.0% 2025 Property Tax increase, consisting of an Operating Levy increase of 2.0% and an Asset Levy increase of 1.0%.
2. In order to achieve the recommended 2% Operating Levy increase, the currently tabled budget Operating Deficit of \$4.48 million will have to be reduced by \$2.57 million, resulting in an Operating Deficit of \$1.91 million. We recommend the following actions to obtain the \$2.57 million reduction in Operating Deficit:
 - (a) the elimination of the Innovation Fund (\$953,000),
 - (b) a reduction of \$1 million in the Wage Contingency Reserve, and
 - (c) utilization of approximately \$620,000 of the estimated 2024 Operating Surplus of \$1.9 million.