







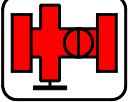




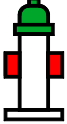














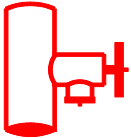













FIRE SAFETY PLAN & PRE-INCIDENT PLAN DRAWING SYMBOLS

| | | | | | | | |
|---|--------------------------------|---|--------------------------------------|---|----------------------------------|---|-------------------------------|
|  | FIRE EXIT |  | SPRINKLER FLOOR VALVE |  | FIRE HOSE IN CABINET |  | ASSEMBLY AREA |
|  | FIRE PULL STATION |  | MAIN ELECTRICAL SHUT-OFF |  | FIRE DEPT. CONNECTION | | |
|  | FIRE EXTINGUISHER |  | SPRINKLER CONTROL VALVES |  | FIRE HYDRANT - PRIVATE |  | FIRE PUMP |
|  | GAS METER SHUT-OFF |  | ELECTRICAL HAZARD |  | FIRE HYDRANT - PUBLIC |  | ROOF HATCH |
|  | HAZARD |  | OXYGEN VALVE |  | DOMESTIC WATER SHUT-OFF |  | FIRE WALL WITH FIRE DOOR |
|  | FIREFIGHTER TELEPHONE |  | WATER CURTAIN |  | FIREFIGHTER ELEVATOR FULL |  | FIRE DEPT. ENTRY/ACCESS POINT |
|  | HANDICAP SYMBOL |  | RADIATION HAZARD |  | RANGE HOOD SUPPRESSION SYSTEM |  | AIR HORN |
|  | FIRE ALARM ANNUNCIATOR PANEL |  | PULL STATION FOR SPECIAL SUPPRESSION |  | FIREFIGHTER ELEVATOR - CONVERTED |  | STANDPIPE CONNECTION |
|  | FIRE ALARM CONTROL PANEL |  | AREA OF REFUGE |  | FIRE HOSE ON RACK |  | COMPASS ROSE |
|  | CENTRAL ALARM CONTROL FACILITY |  | PRESSURIZED GAS CYLINDER |  | FIRST AID STATION/ROOM |  | POOR RECEPTION AREA |
|  | FIRE SAFETY PLAN |  | GENERATOR |  | FIRE DEPT. KEY BOX | | |