

Project:
Project Number
Owner
EAGLERIDGE PLACE
6155 EAGLERIDGE PLACE
Drawing:
SECTIONS - UNIT 13

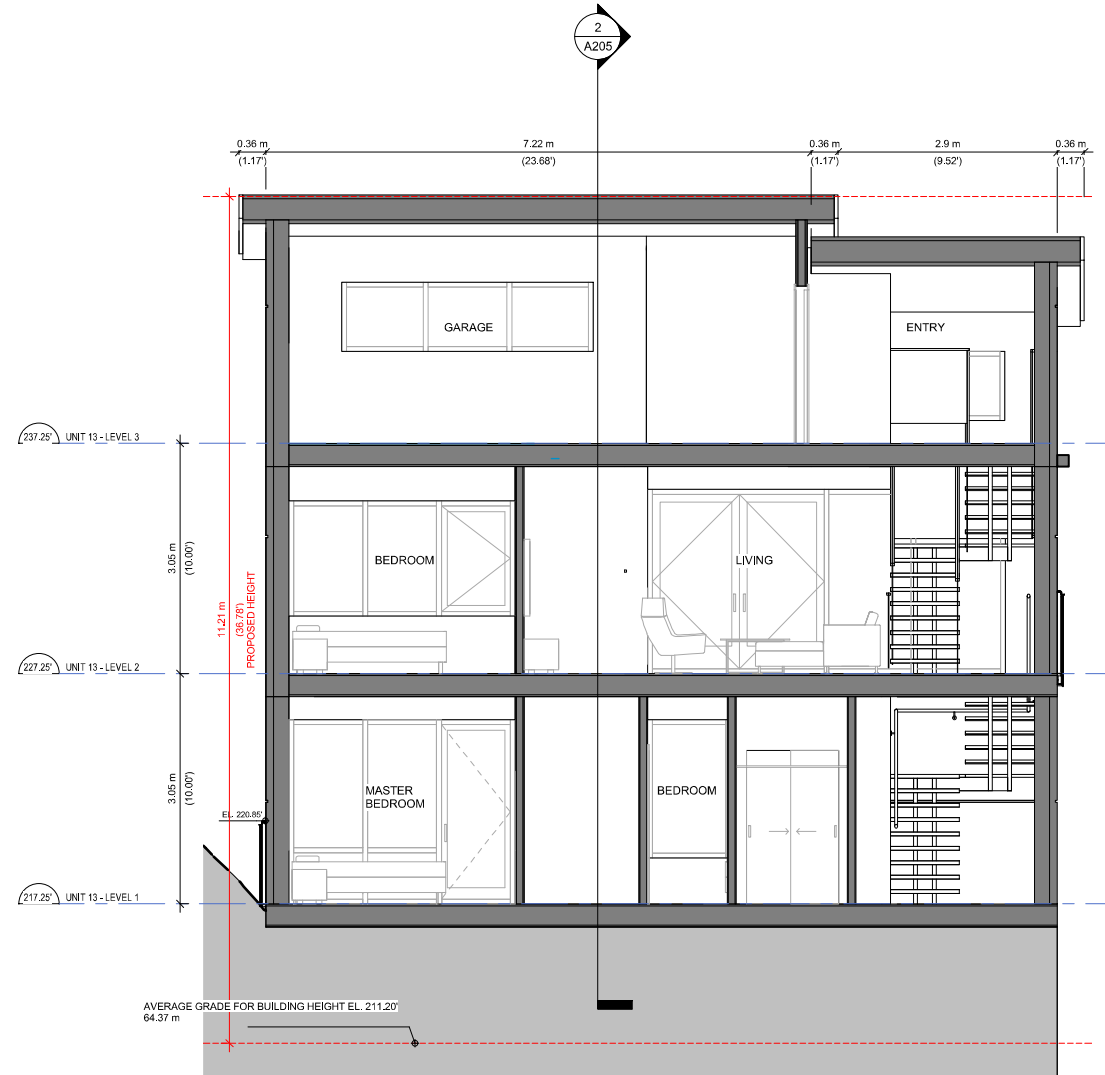
Project Status:
REZONING

SUBMISSION	
Date	Description
(YYYY-MM-DD)	
2011-03-15	Issued for Rezoning Submission

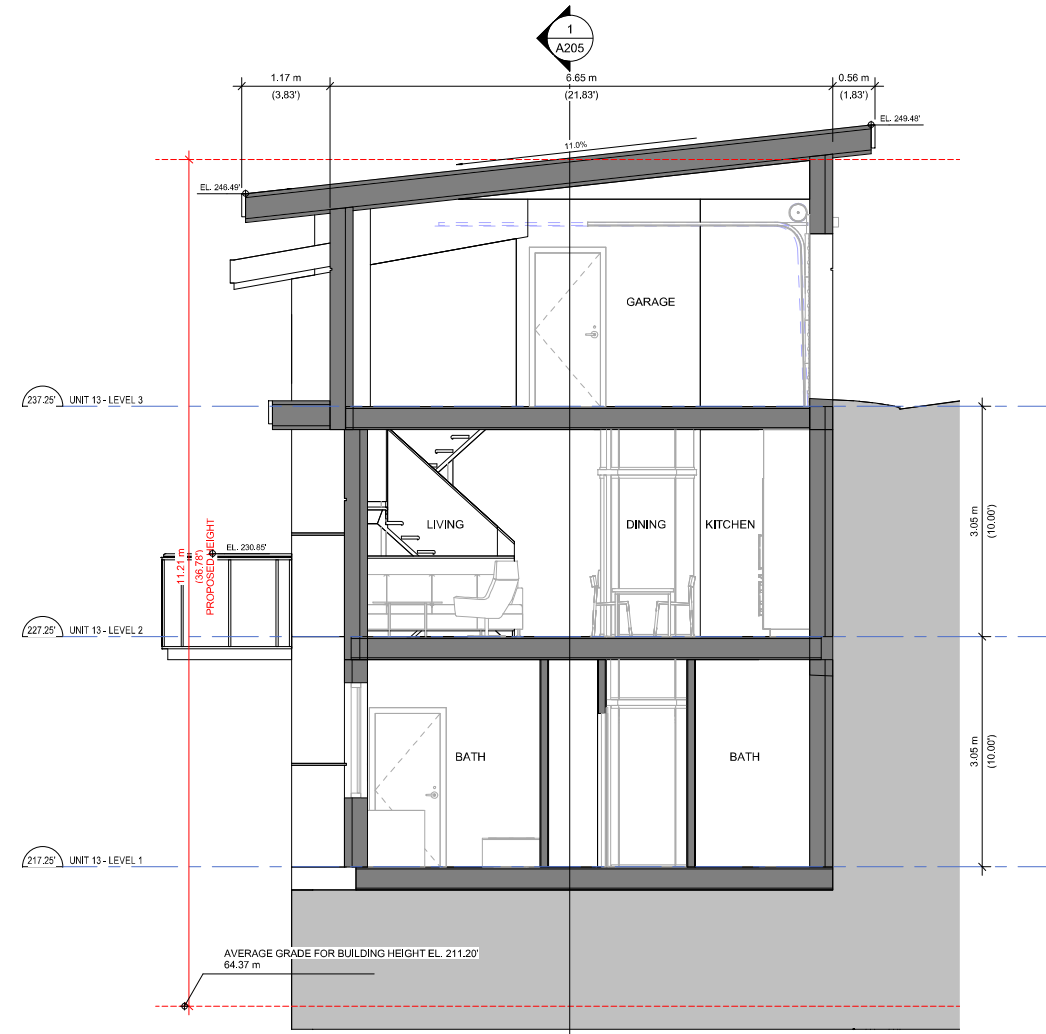
REVISION		
No.	Date	Description

All Drawings in this set to be read in conjunction with each other. Any errors or discrepancies to be reported to the Architect before commencing work. Contractors are responsible to ensure that all work is executed to the requirements of the appropriate Building Code Authority.
© Copyright Ankenman Marchand Architects. All rights reserved.

Scale:
1/4" = 1'-0"
2022-03-21 11:26:02 AM
DWG. NO:
A205



① Unit 13 - LONG SECTION
1/4" = 1'-0"



② UNIT 13 - SHORT SECTION
1/4" = 1'-0"



Project:
Project Number
Owner
EAGLERIDGE PLACE
6155 EAGLERIDGE PLACE
Drawing:
DETAILED FLOOR PLAN - UNIT 14

Project Status:
REZONING

SUBMISSION

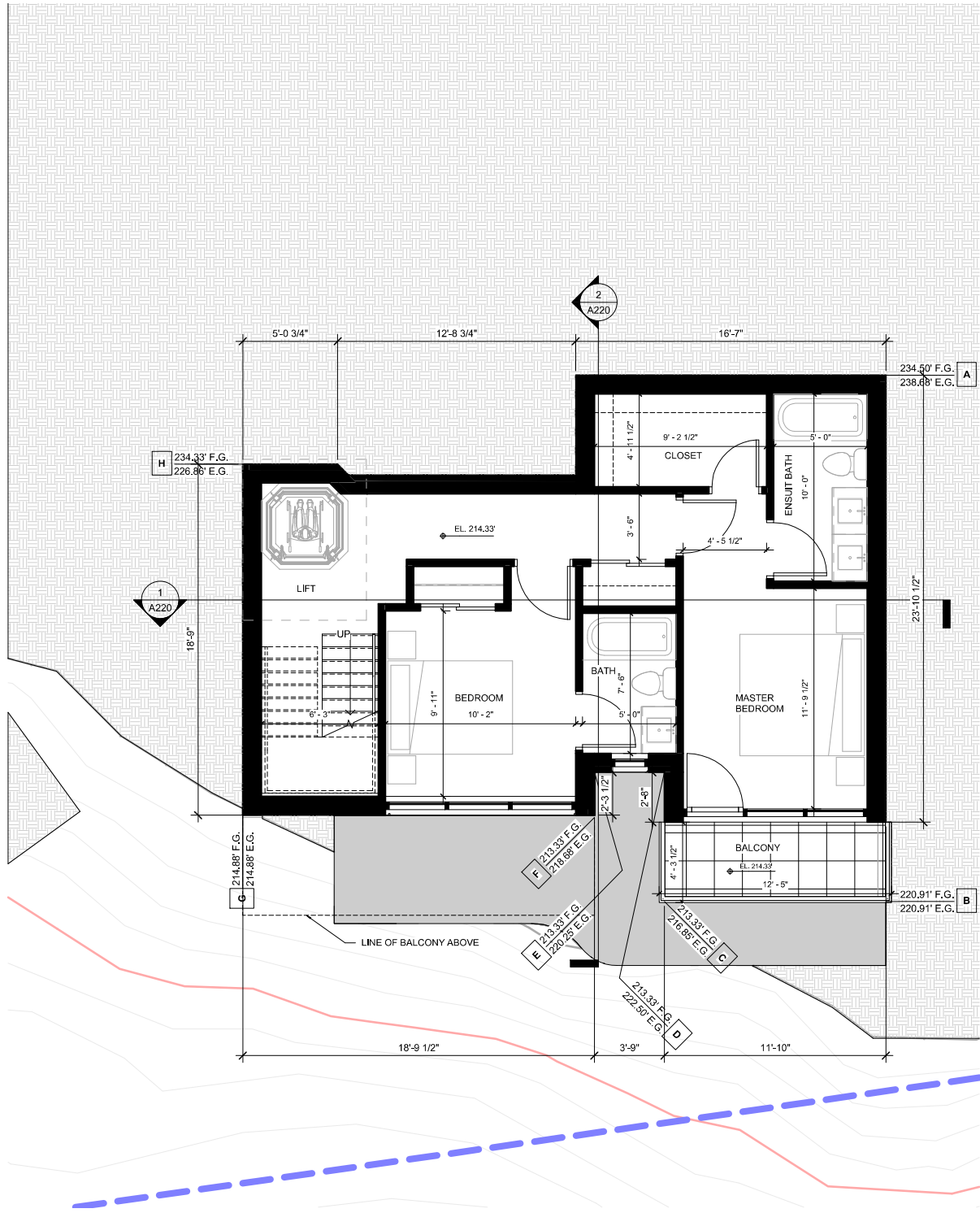
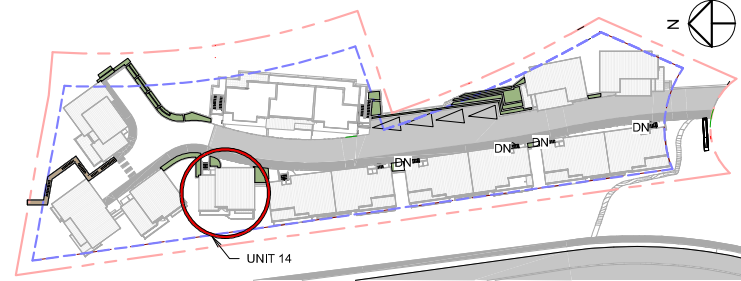
Date	Description
(YYYY-MM-DD)	
2011-03-15	Issued for Rezoning Submission

REVISION

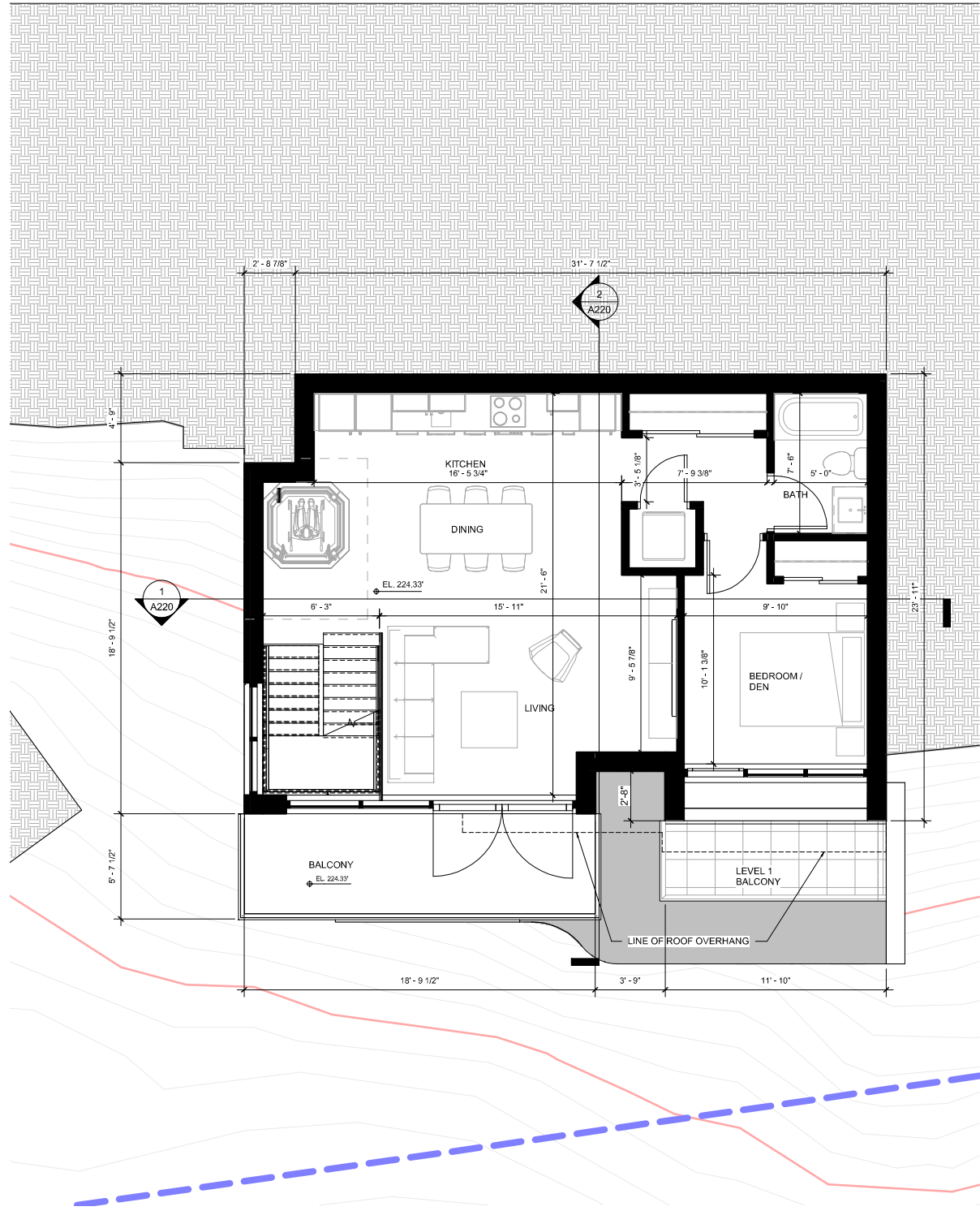
No.	Date	Description

All Drawings in this set to be read in conjunction with each other. Any errors or discrepancies to be reported to the Architect before commencing work. Contractors are responsible to ensure that all work is executed to the requirements of the appropriate Building Code Authority.
© Copyright Ankenman Marchand Architects. All rights reserved.

Scale:
As indicated
DWG. NO:
A210



① UNIT 14 - LEVEL 1
1/4" = 1'-0"



② UNIT 14 - LEVEL 2
1/4" = 1'-0"

1645 West 5th Avenue
Vancouver, BC V6L 1N5

Tel: (604) 872-2595 Fax: (604) 872-2505
Email: office@AMArchitects.com



Project:

Project Number

Owner

EAGLERIDGE PLACE

6155 EAGLERIDGE PLACE

Drawing:

**DETAILED FLOOR PLAN -
UNIT 14**

Project Status:

REZONING

SUBMISSION

Date	Description
(YYYY-MM-DD)	
2011-03-15	Issued for Rezoning Submission

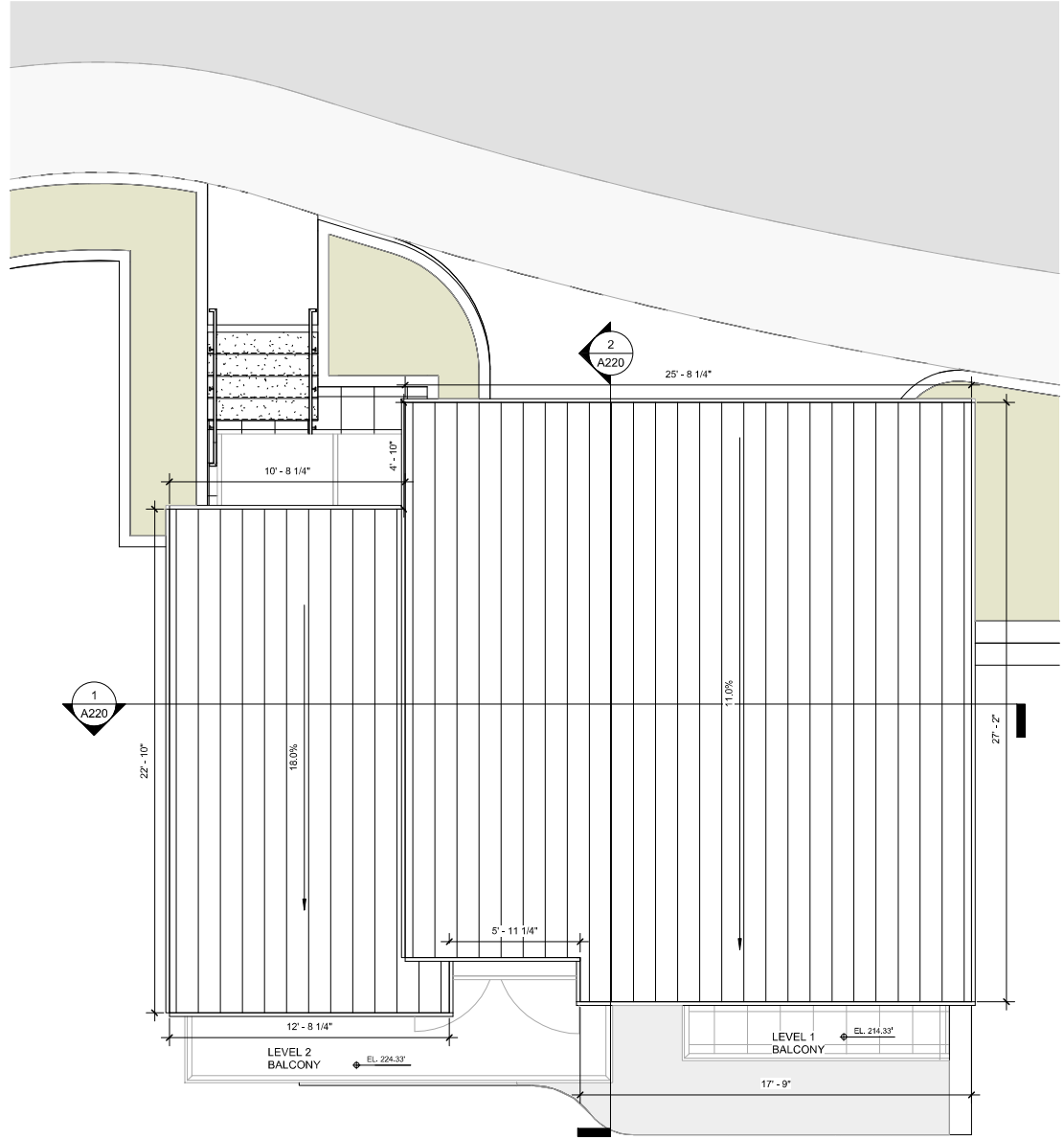
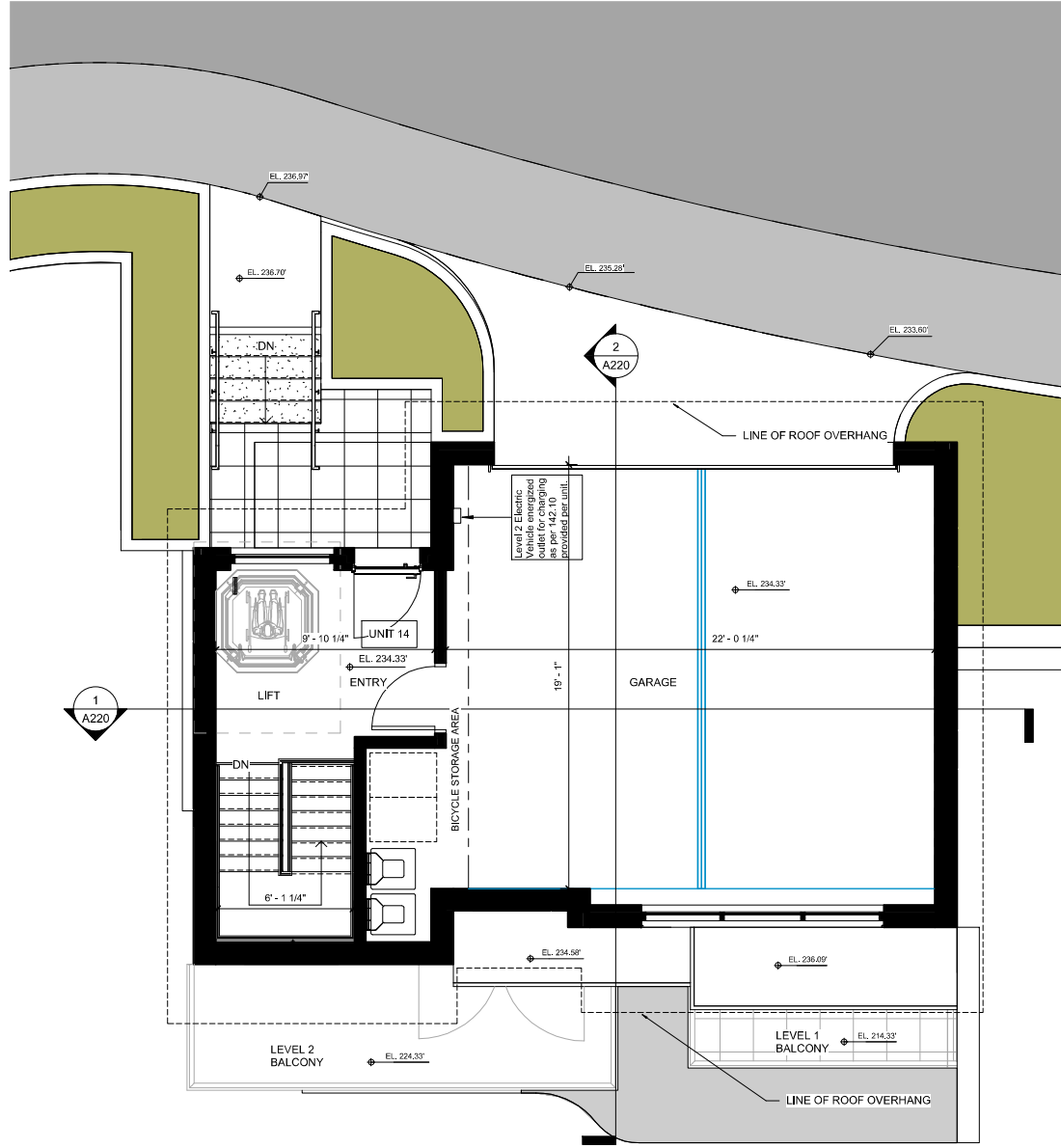
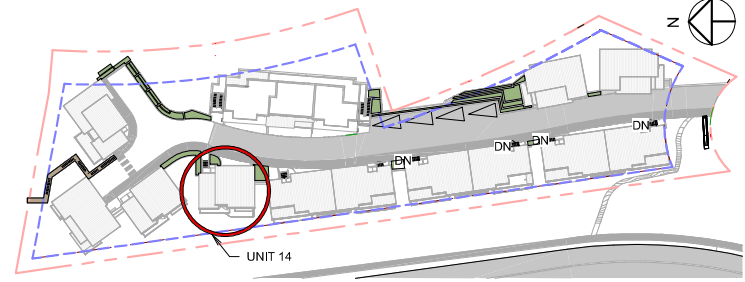
REVISION

No.	Date	Description

All Drawings in this set to be read in conjunction with each other. Any errors or discrepancies to be reported to the Architect before commencing work. Contractors are responsible to ensure that all work is executed to the requirements of the appropriate Building Code Authority.
© Copyright Ankenman Marchand Architects. All rights reserved.

Scale:
As indicated

DWG. NO:
A211



② UNIT 14 - LEVEL 3
1/4" = 1'-0"

① UNIT 14 - ROOF LEVEL
1/4" = 1'-0"

1645 West 5th Avenue
Vancouver, BC V6J 1N5

Tel: (604) 872-2595 Fax: (604) 872-2505
Email: office@ANMArchitects.com

Project:
Project Number
Owner
EAGLERIDGE PLACE
6155 EAGLERIDGE PLACE
Drawing:
ELEVATIONS - UNIT 14

Project Status:
REZONING


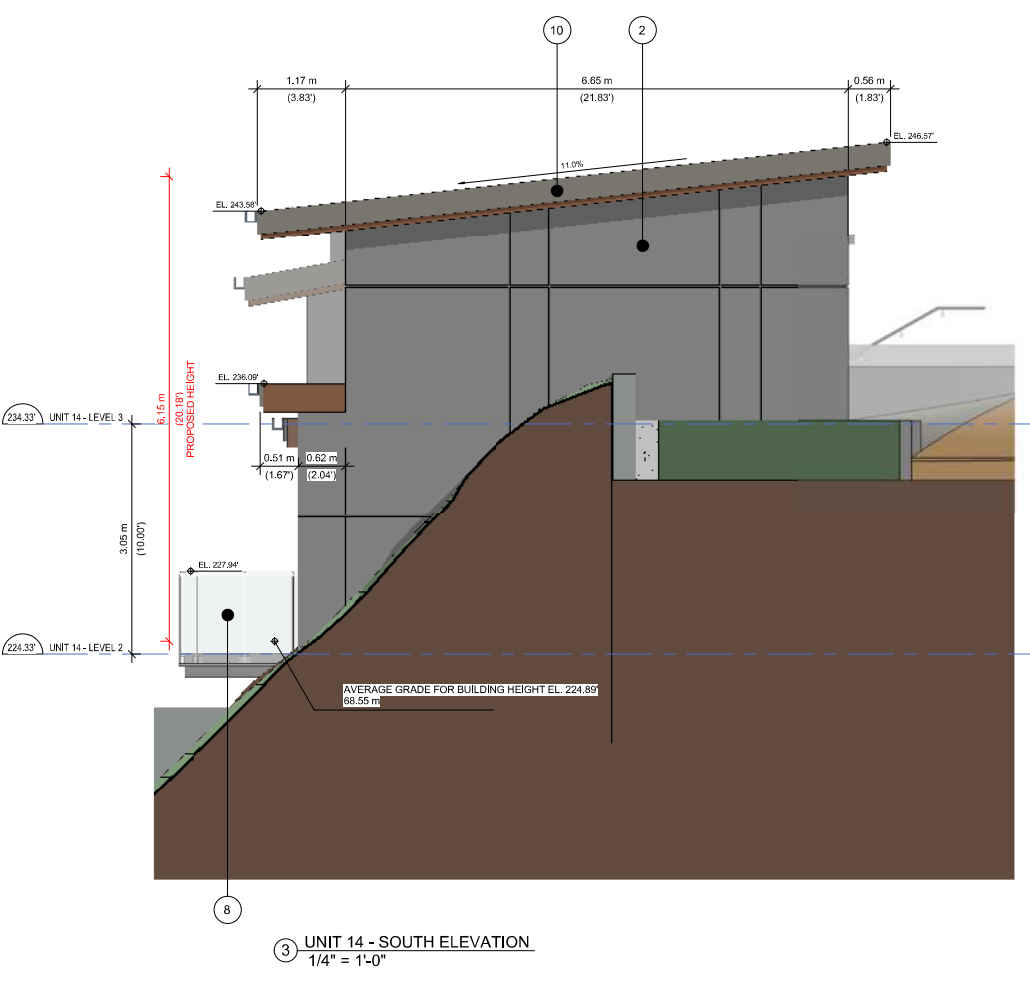
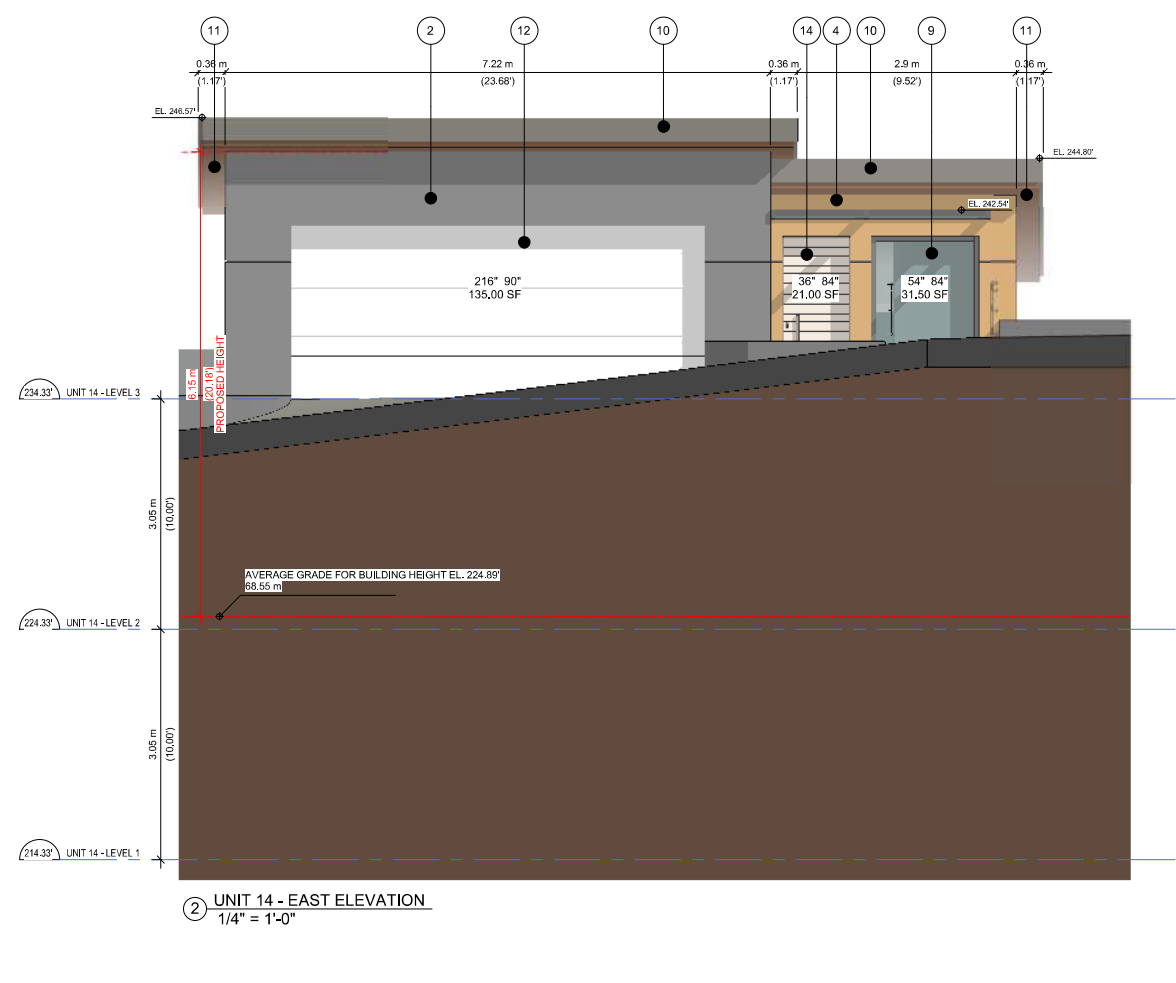
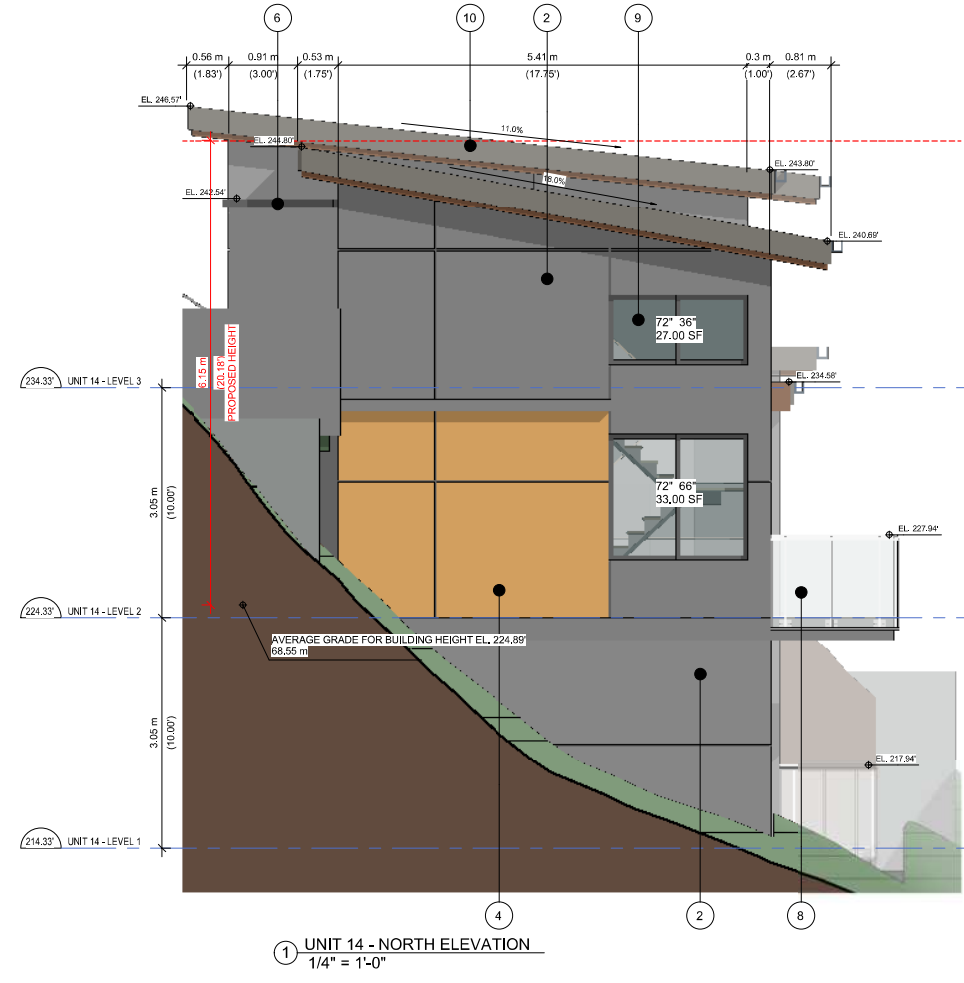
SUBMISSION	
Date	Description
(YYYY-MM-DD)	
2011-03-15	Issued for Rezoning Submission

REVISION		
No.	Date	Description

All Drawings in this set to be read in conjunction with each other. Any errors or discrepancies to be reported to the Architect before commencing work. Contractors are responsible to ensure that all work is executed to the requirements of the appropriate Building Code Authority. © Copyright Ankenman Marchand Architects. All rights reserved.

Scale:
As indicated
DWG. NO:
A215

MATERIAL LEGEND	
Key Value	Keynote Text
1	FIBER CEMENT PANEL, COLOUR: DARK GRAY
2	FIBER CEMENT PANEL, COLOUR: LIGHT GRAY
3	FIBER CEMENT PANEL, COLOUR: WHITE
4	FIBER CEMENT SIDING, COLOUR: CEDAR
5	VENEER STONE, CULTUREDSTONE COLOR: LIMESTONE BUCKS-COUNTY
6	STEEL & GLASS CANOPY, FRAME COLOUR: CHARCOAL
7	CAST-IN-PLACE CONCRETE
8	ALUMINUM AND GLASS GUARD RAIL, COLOUR: CHARCOAL
9	VINYL WINDOWS, MULLION COLOUR: CHARCOAL GREY
10	WOOD ROOF FASCIA, PAINTED, COLOUR: CHARCOAL
11	PVC SOFFIT, WOOD GRAIN SERIES, COLOUR: WALNUT
12	OVERHEAD INSULATED GARAGE DOOR, METAL, COLOUR: WHITE
13	VINYL DOORS, COLOUR: CHARCOAL GREY
14	VINYL FRONT DOOR, COLOUR: WHITE
15	VINYL FRONT DOOR, COLOUR: CEDAR



D:\Program Files\Users\PREDOCK\Documents\2052_01_MAIN_R20_CF_SD_Eagleridge Place_2-NS_SideWalk-New Survey_AFSHIN-AMA.rvt

Plot Date: 2022-03-21 11:26:35 AM

1645 West 5th Avenue
Vancouver, BC V6L 1N5

Tel: (604) 872-2595 Fax: (604) 872-2505
Email: office@AMMArchitects.com

Project:
Project Number
Owner
EAGLERIDGE PLACE
6155 EAGLERIDGE PLACE
Drawing:
SECTIONS - UNIT 14

Project Status:
REZONING

SUBMISSION

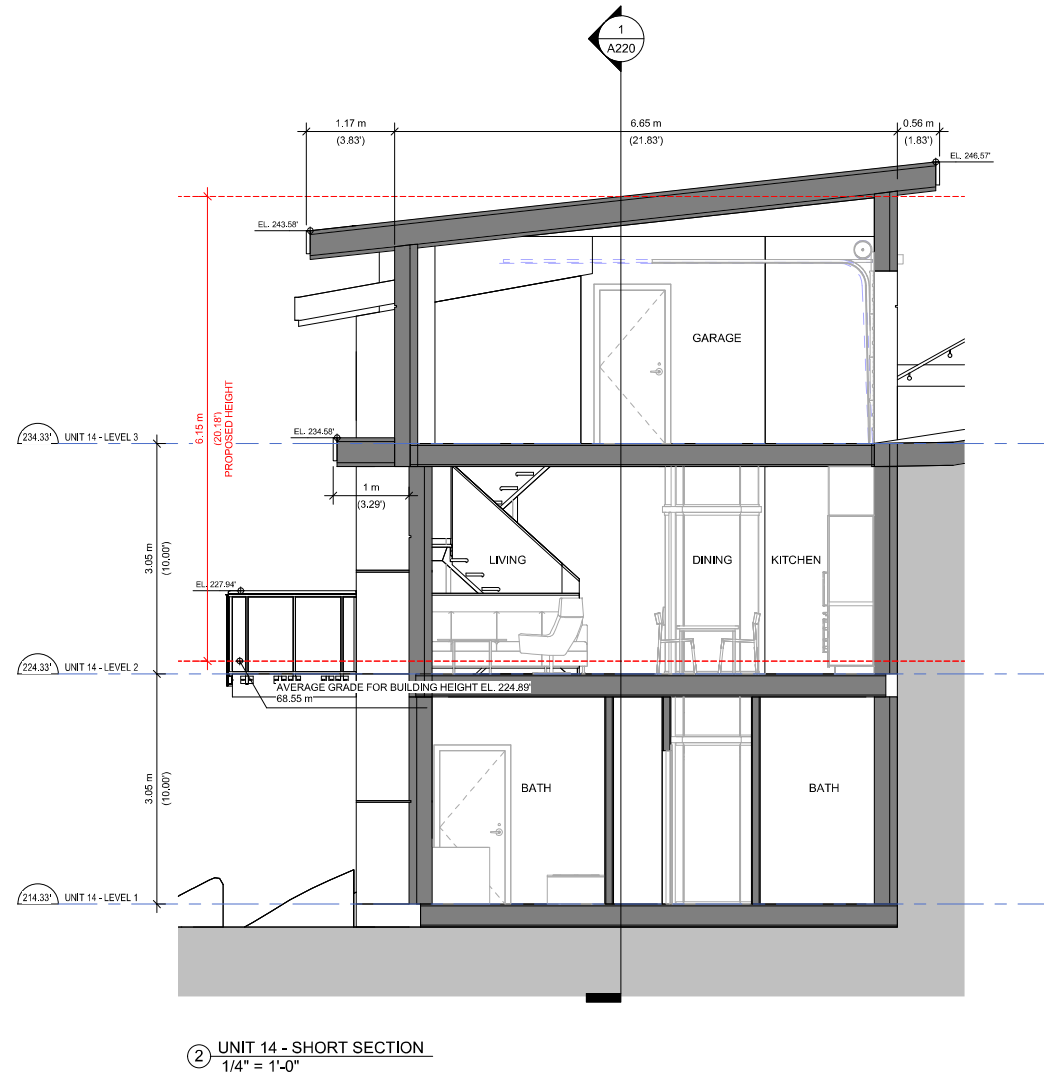
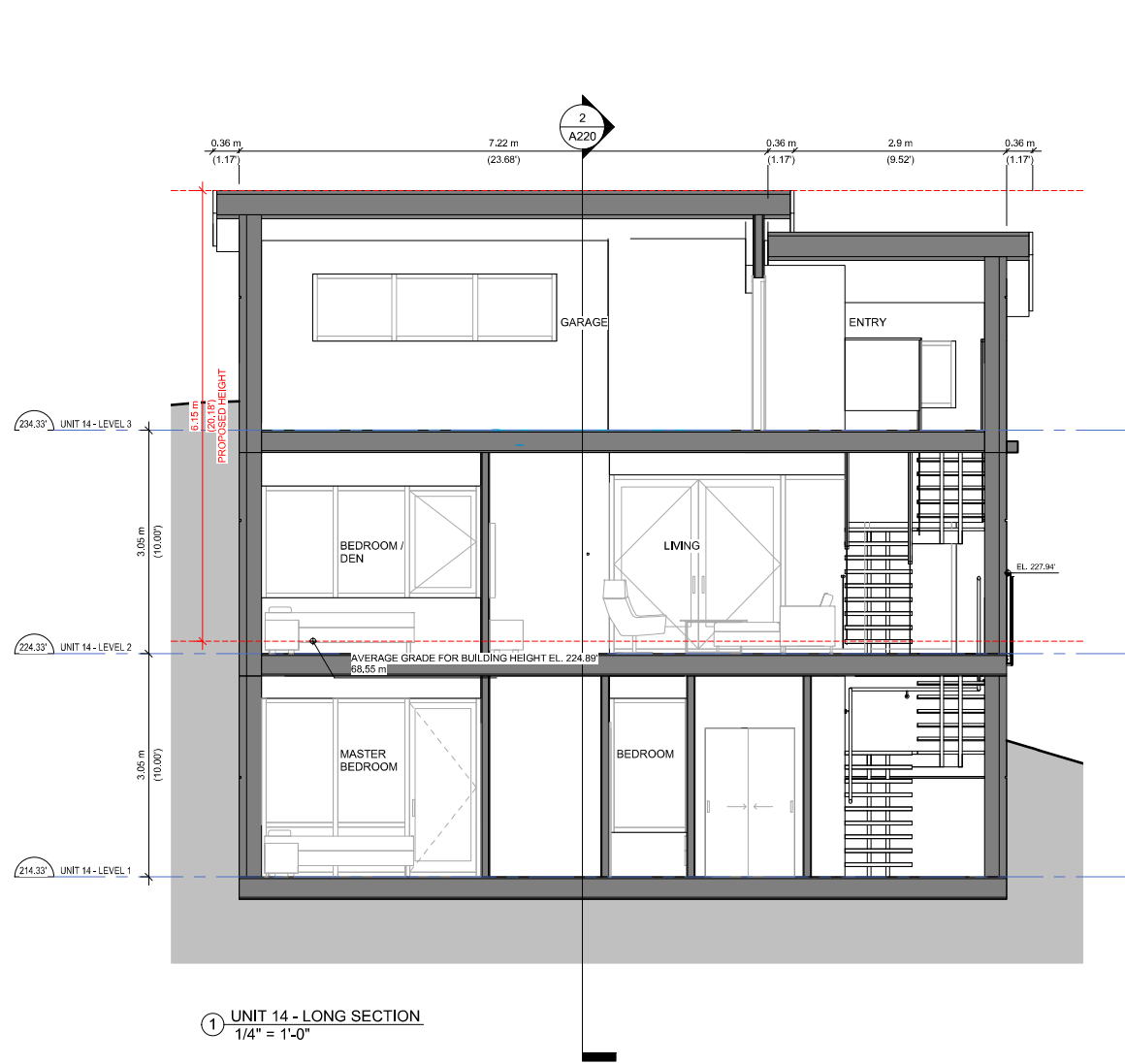
Date (YYYY-MM-DD)	Description
2011-03-15	Issued for Rezoning Submission

REVISION

No.	Date	Description

All Drawings in this set to be read in conjunction with each other. Any errors or discrepancies to be reported to the Architect before commencing work. Contractors are responsible to ensure that all work is executed to the requirements of the appropriate Building Code Authority.
© Copyright Ankenman Marchand Architects. All rights reserved.

Scale:
1/4" = 1'-0"
DWG. NO:
A220





Project:

Project Number

Owner

EAGLERIDGE PLACE

6155 EAGLERIDGE PLACE

Drawing:

**DETAILED FLOOR PLAN -
UNIT 15 & 16**

Project Status:

REZONING

SUBMISSION

Date Description

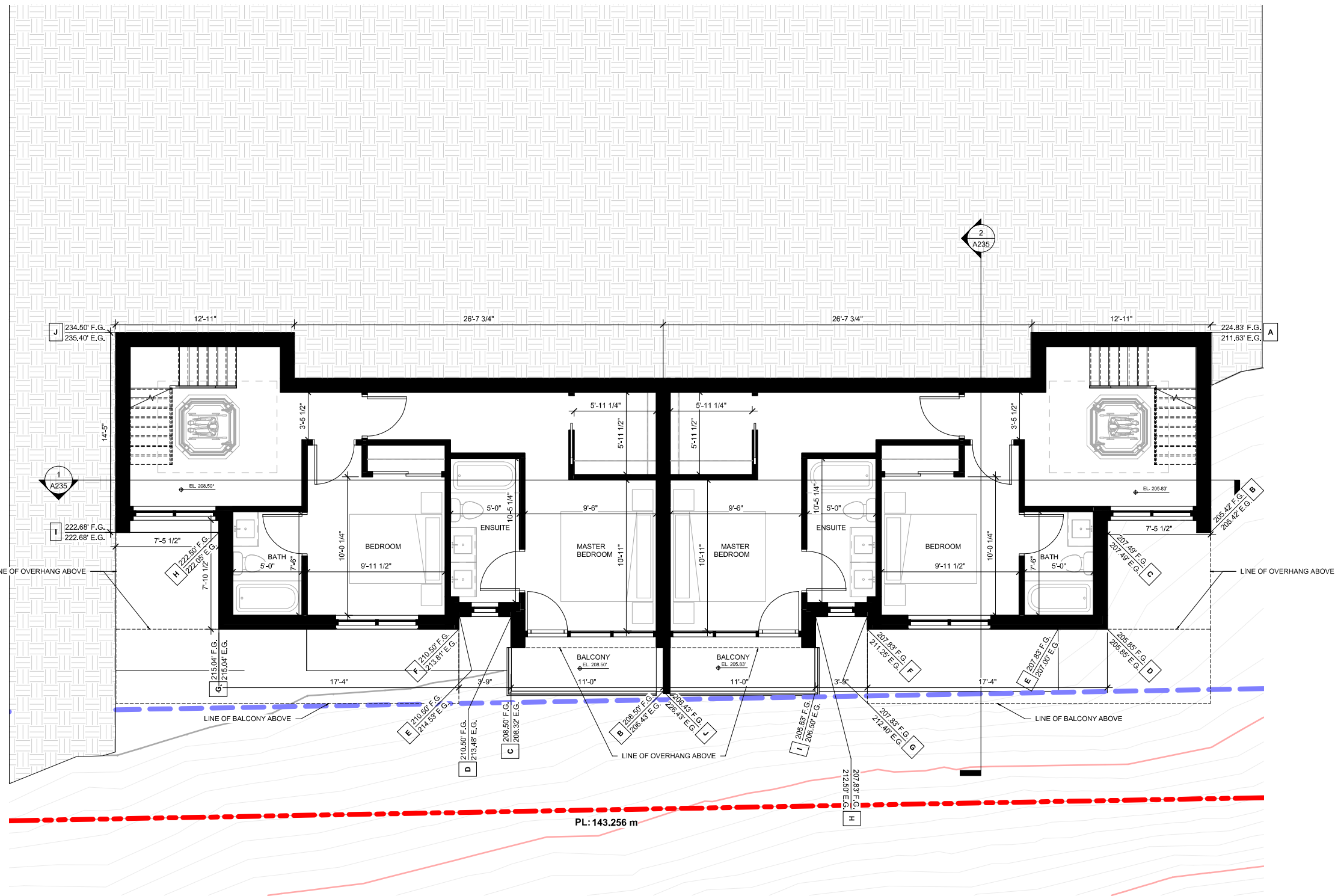
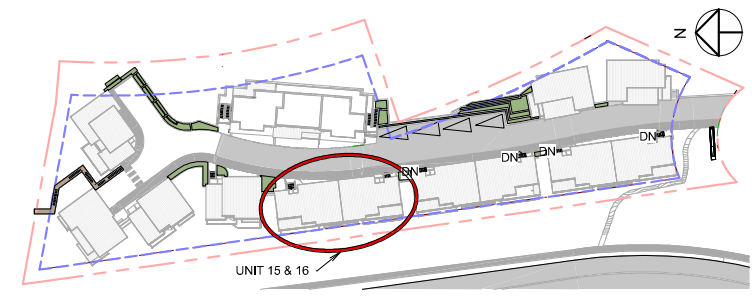
(YYYY-MM-DD)

2011-03-15 Issued for Rezoning Submission

REVISION

No. Date Description

All Drawings in this set to be read in conjunction with each other. Any errors or discrepancies to be reported to the Architect before commencing work. Contractors are responsible to ensure that all work is executed to the requirements of the appropriate Building Code Authority.
© Copyright Ankenman Marchand Architects. All rights reserved.



① UNIT 15 & 16 - LEVEL 1
1/4" = 1'-0"

1645 West 5th Avenue
Vancouver, BC V6J 1N5

Tel: (604) 872-2595 Fax: (604) 872-2505
Email: office@AMArchitects.com



Project:
Project Number
Owner
EAGLERIDGE PLACE
6155 EAGLERIDGE PLACE

Drawing:
DETAILED FLOOR PLAN - UNIT 15 & 16

Project Status:
REZONING

SUBMISSION

Date (YYYY-MM-DD)	Description
2011-03-15	Issued for Rezoning Submission

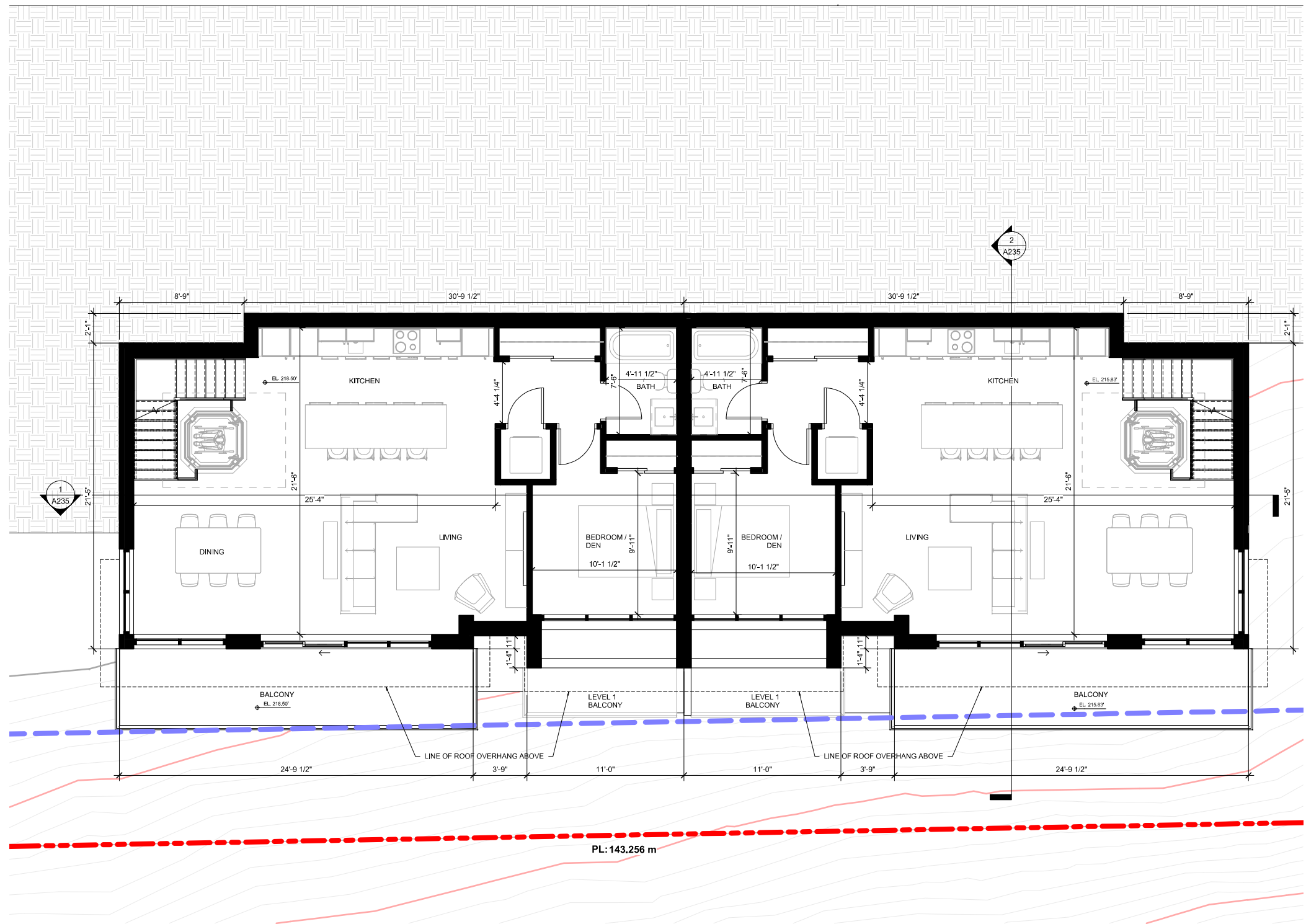
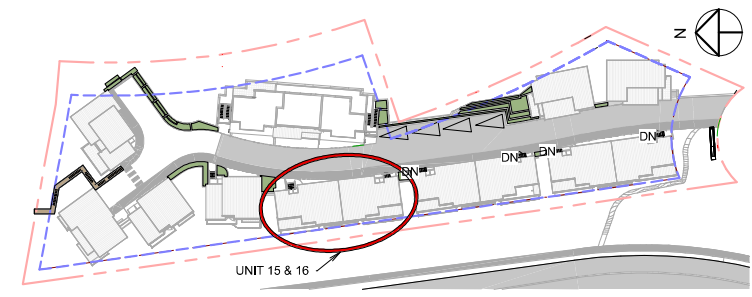
REVISION

No.	Date	Description

All Drawings in this set to be read in conjunction with each other. Any errors or discrepancies to be reported to the Architect before commencing work. Contractors are responsible to ensure that all work is executed to the requirements of the appropriate Building Code Authority.
© Copyright Ankenman Marchand Architects. All rights reserved.

Scale:
As indicated

DWG. NO:
A226



① UNIT 15 & 16 - LEVEL 2
1/4" = 1'-0"

D:\Program Files\PREDOCK\Documents\2052_01_MAIN_R20_CF_SD_Eagleridge Place_2_NS_SideWalk-New Survey_AFSHIN-AMA.rvt

Plot Date: 2022-03-21 11:26:55 AM



Project:
Project Number
Owner
EAGLERIDGE PLACE
6155 EAGLERIDGE PLACE

Drawing:
**DETAILED FLOOR PLAN -
UNIT 15 & 16**

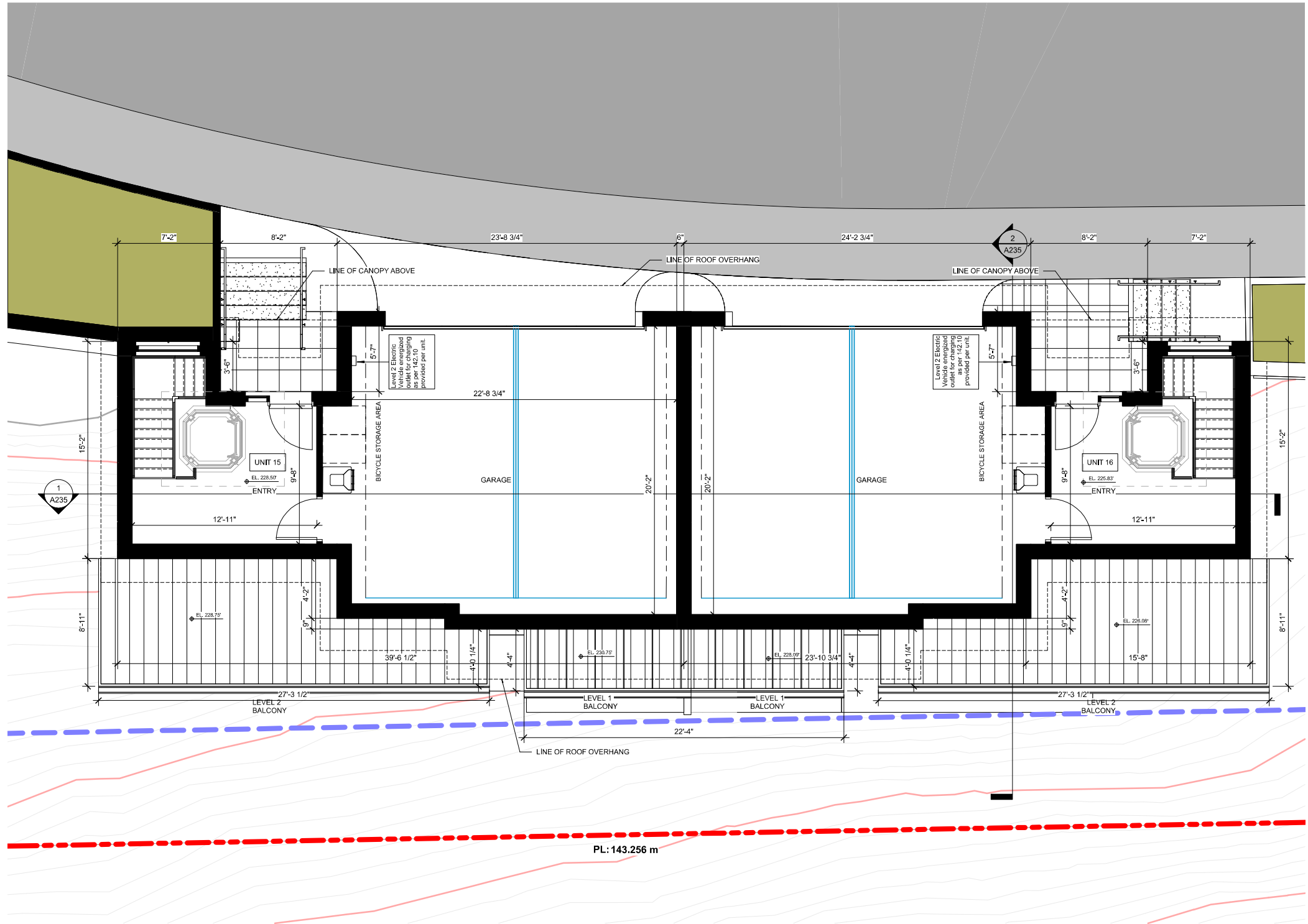
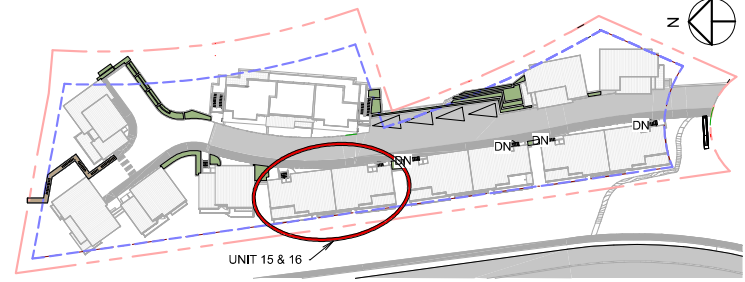
Project Status:
REZONING

Date	Description
(YYYY-MM-DD)	
2011-03-15	Issued for Rezoning Submission

REVISION		
No.	Date	Description

All Drawings in this set to be read in conjunction with each other. Any errors or discrepancies to be reported to the Architect before commencing work. Contractors are responsible to ensure that all work is executed to the requirements of the appropriate Building Code Authority.
© Copyright Ankenman Marchand Architects. All rights reserved.

Scale:
As indicated
DWG. NO:
A227



② UNIT 15 & 16 - LEVEL 3
1/4" = 1'-0"

D:\Program Files\PREDOCK\Documents\2052_01_MAIN_R20_CF_SD_Eagleridge Place_2_NS_SideWalk-New Survey_AFSHIN-AMA.rvt

Plot Date: 2022-03-21 11:27:03 AM

1645 West 5th Avenue
Vancouver, BC V6L 1N5

Tel: (604) 872-2595 Fax: (604) 872-2505
Email: office@AMArchitects.com



Project:
Project Number
Owner
EAGLERIDGE PLACE
6155 EAGLERIDGE PLACE
Drawing:
**DETAILED FLOOR PLAN -
UNIT 15 & 16**
Project Status:
REZONING


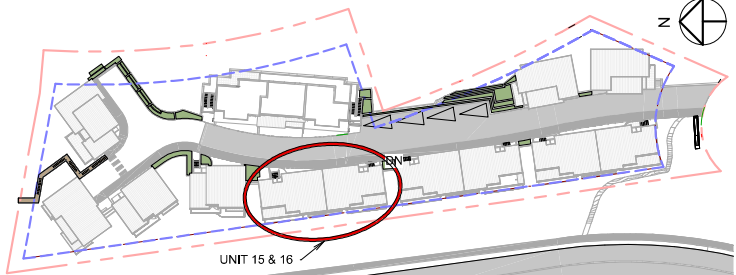
SUBMISSION

Date (YYYY-MM-DD)	Description
2011-03-15	Issued for Rezoning Submission

REVISION

No.	Date	Description

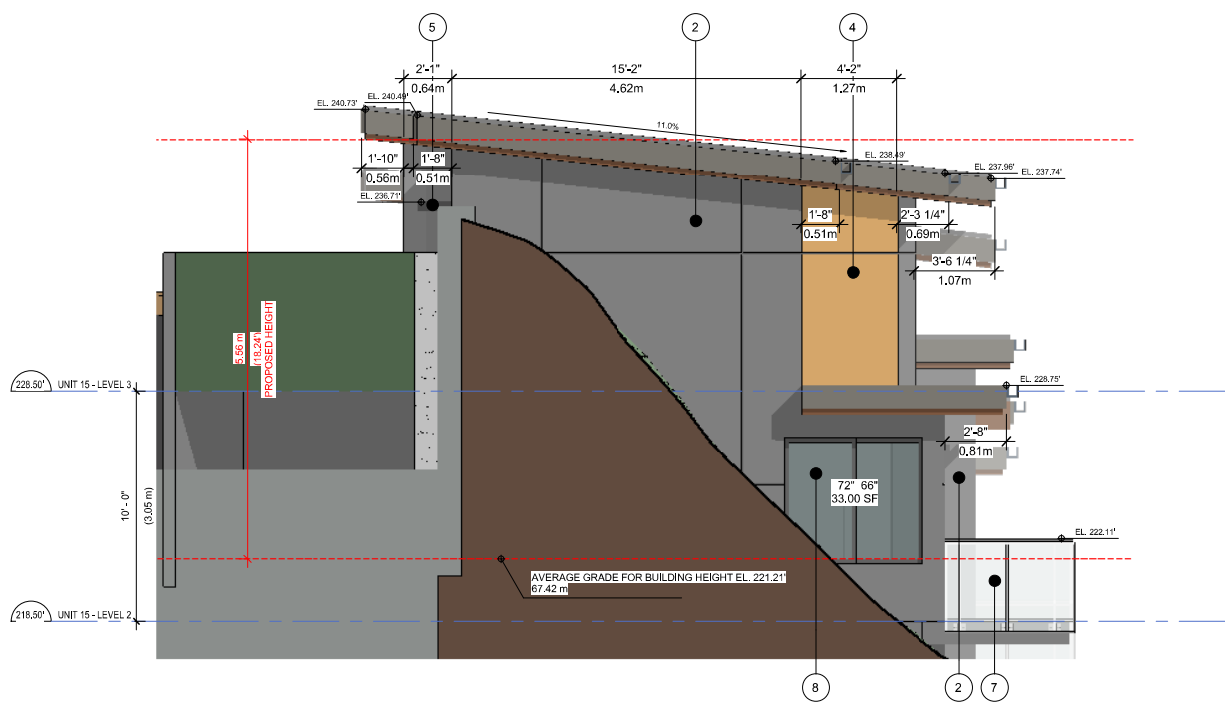
All Drawings in this set to be read in conjunction with each other. Any errors or discrepancies to be reported to the Architect before commencing work. Contractors are responsible to ensure that all work is executed to the requirements of the appropriate Building Code Authority.
© Copyright Ankenman Marchand Architects. All rights reserved.



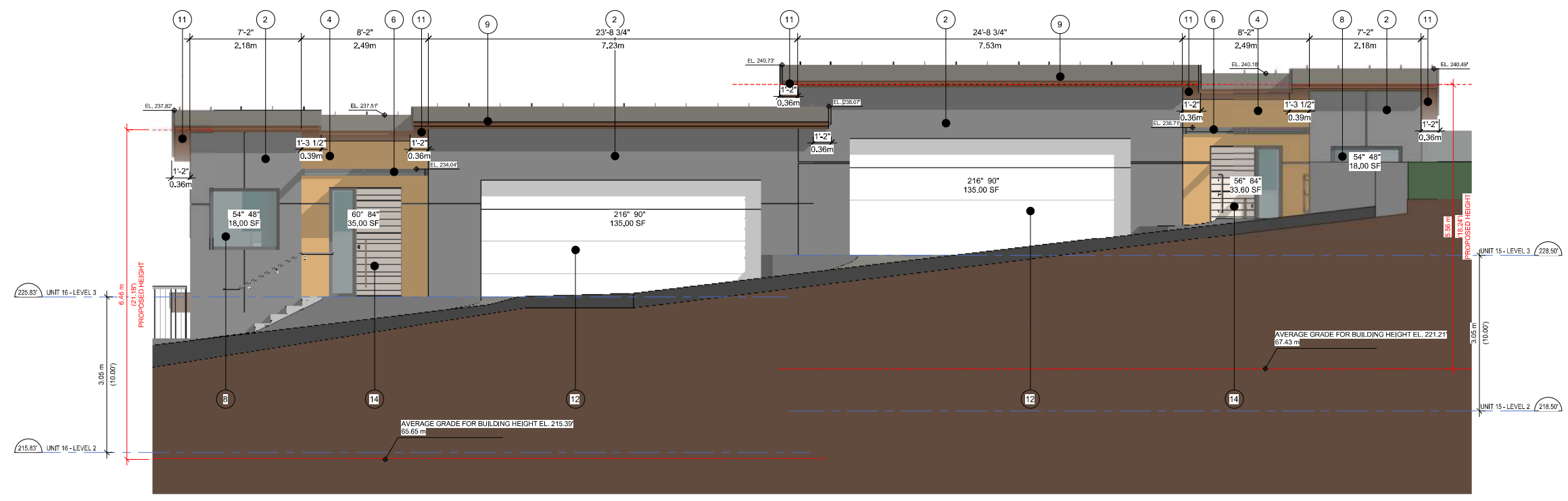
D:\Program Files\PREDOCK\Documents\2052_01_MAIN_R20_CF_SD_Eagleridge Place_2-NS_SideWalk-New Survey_AFSHIN-AMA.rvt

Plot Date: 2022-03-21 11:27:10 AM

MATERIAL LEGEND	
Key Value	Keynote Text
1	FIBER CEMENT PANEL, COLOUR: DARK GRAY
2	FIBER CEMENT PANEL, COLOUR: LIGHT GRAY
3	FIBER CEMENT PANEL, COLOUR: WHITE
4	FIBER CEMENT SIDING, COLOUR: CEDAR
5	VENEER STONE, CULTUREDSTONE COLOR: LIMESTONE BUCKS-COUNTY
6	STEEL & GLASS CANOPY, FRAME COLOUR: CHARCOAL
7	CAST-IN-PLACE CONCRETE
8	ALUMINUM AND GLASS GUARD RAIL, COLOUR: CHARCOAL
9	VINYL WINDOWS, MULLION COLOUR: CHARCOAL GREY
10	WOOD ROOF FASCIA, PAINTED, COLOUR: CHARCOAL
11	PVC SOFFIT, WOOD GRAIN SERIES, COLOUR: WALNUT
12	OVERHEAD INSULATED GARAGE DOOR, METAL, COLOUR: WHITE
13	VINYL DOORS, COLOUR: CHARCOAL GREY
14	VINYL FRONT DOOR, COLOUR: WHITE
15	VINYL FRONT DOOR, COLOUR: CEDAR



① UNIT 15 & 16 - NORTH ELEVATION
1/4" = 1'-0"



② UNIT 15 & 16 - EAST ELEVATION
1/4" = 1'-0"



Project:
Project Number
Owner
EAGLERIDGE PLACE
6155 EAGLERIDGE PLACE
Drawing:
ELEVATIONS - UNIT 15 & 16

Project Status:
REZONING

Date	Description
2011-03-15	Issued for Rezoning Submission

REVISION

No.	Date	Description

All Drawings in this set to be read in conjunction with each other. Any errors or discrepancies to be reported to the Architect before commencing work. Contractors are responsible to ensure that all work is executed to the requirements of the appropriate Building Code Authority.
© Copyright Ankenman Marchand Architects. All rights reserved.

Scale:
As indicated

DWG. NO:
A230

1645 West 5th Avenue
Vancouver, BC V6L 1N5

Tel: (604) 872-2595 Fax: (604) 872-2505
Email: office@AMArchitects.com

Project:
Project Number
Owner
EAGLERIDGE PLACE
6155 EAGLERIDGE PLACE
Drawing:
ELEVATIONS - UNIT 15 & 16

Project Status:
REZONING

SUBMISSION	
Date	Description
(YYYY-MM-DD)	
2011-03-15	Issued for Rezoning Submission

REVISION

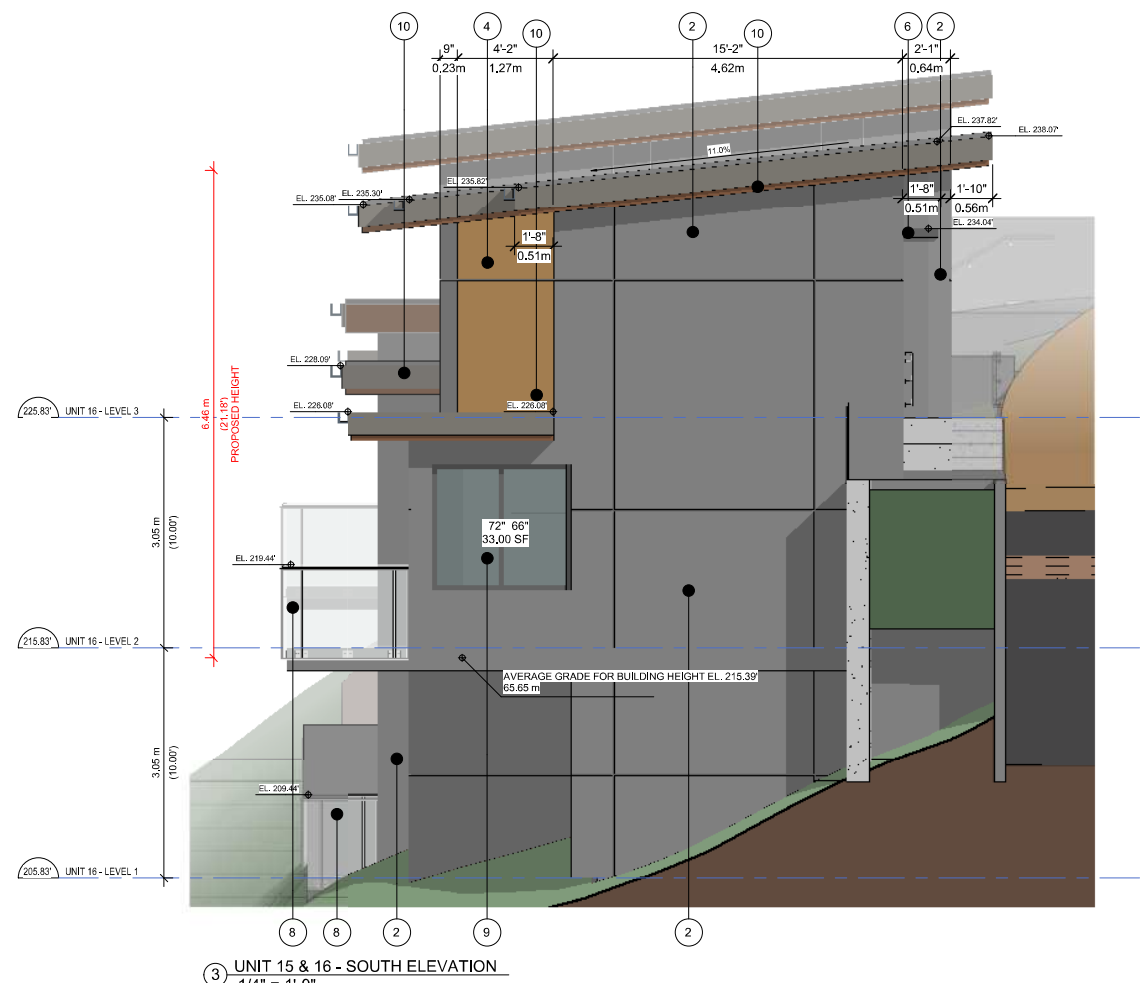
No.	Date	Description

All Drawings in this set to be read in conjunction with each other. Any errors or discrepancies to be reported to the Architect before commencing work. Contractors are responsible to ensure that all work is executed to the requirements of the appropriate Building Code Authority.
© Copyright Ankenman Marchand Architects. All rights reserved.

Scale:
As indicated

DWG. NO:
A231

MATERIAL LEGEND	
Key Value	Keynote Text
1	FIBER CEMENT PANEL. COLOUR: DARK GRAY
2	FIBER CEMENT PANEL. COLOUR: LIGHT GRAY
3	FIBER CEMENT PANEL. COLOUR: WHITE
4	FIBER CEMENT SIDING. COLOUR: CEDAR
5	VENEER STONE. CULTUREDSTONE COLOR: LIMESTONE BUCKS-COUNTY
6	STEEL & GLASS CANOPY. FRAME COLOUR: CHARCOAL
7	CAST-IN-PLACE CONCRETE
8	ALUMINUM AND GLASS GUARD RAIL. COLOUR: CHARCOAL
9	VINYL WINDOWS. MULLION COLOUR: CHARCOAL GREY
10	WOOD ROOF FASCIA. PAINTED. COLOUR: CHARCOAL
11	PVC SOFFIT. WOOD GRAIN SERIES. COLOUR: WALNUT
12	OVERHEAD INSULATED GARAGE DOOR. METAL. COLOUR: WHITE
13	VINYL DOORS. COLOUR: CHARCOAL GREY
14	VINYL FRONT DOOR. COLOUR: WHITE
15	VINYL FRONT DOOR. COLOUR: CEDAR



Plot Date: 2022-03-21 11:27:58 AM D:\Program Files\Users\PREDOCK\Documents\2052_01_MAIN_R20_CF_SD_Eagleridge Place_2-NS_SideWalk-New Survey_AFSHIN-AMA.rvt

1645 West 5th Avenue
Vancouver, BC V6L 1N5

Tel: (604) 872-2595 Fax: (604) 872-2505
Email: office@AMArchitects.com

Project:

Project Number

Owner

EAGLERIDGE PLACE

6155 EAGLERIDGE PLACE

Drawing:

SECTIONS - UNIT 15 & 16

Project Status:

REZONING

SUBMISSION

Date	Description
------	-------------

2011-03-15	Issued for Rezoning Submission
------------	--------------------------------

REVISION

No.	Date	Description
-----	------	-------------

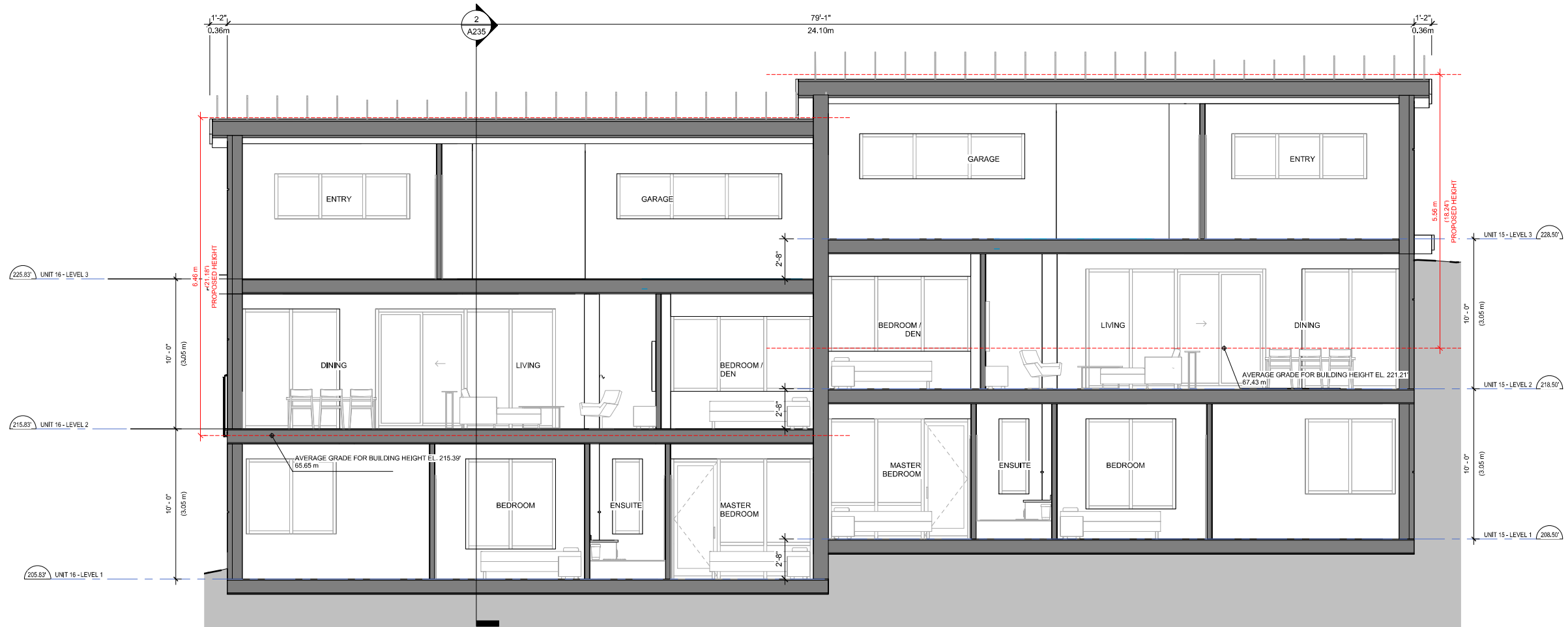
All Drawings in this set to be read in conjunction with each other. Any errors or discrepancies to be reported to the Architect before commencing work. Contractors are responsible to ensure that all work is executed to the requirements of the appropriate Building Code Authority.
© Copyright Ankenman Marchand Architects. All rights reserved.

Scale:

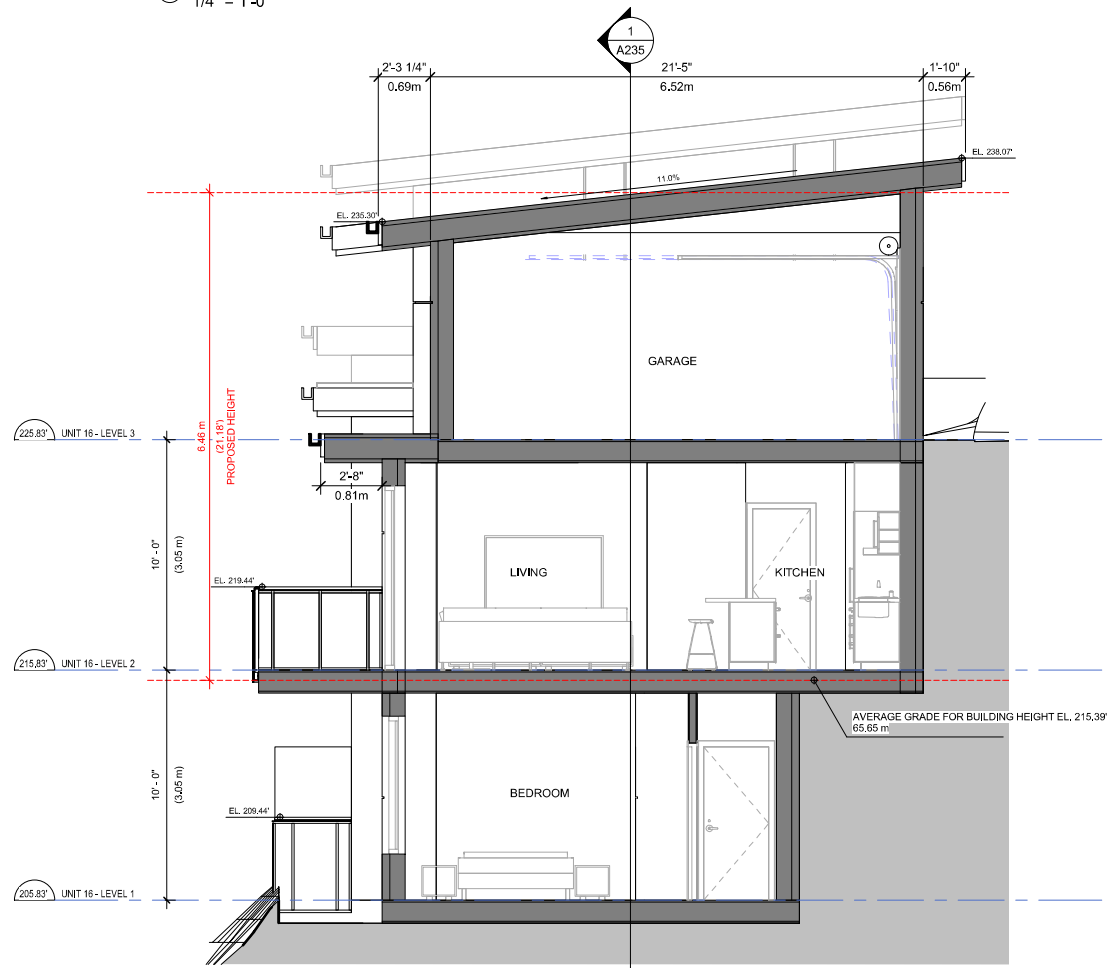
1/4" = 1'-0"

DWG. NO:

A235



① UNIT 15 & 16 - LONG SECTION
1/4" = 1'-0"



② UNIT 15 & 16 - SHORT SECTION
1/4" = 1'-0"



Project:
Project Number
Owner
EAGLERIDGE PLACE
6155 EAGLERIDGE PLACE

Drawing:
**DETAILED FLOOR PLAN -
UNIT 17 & 18**

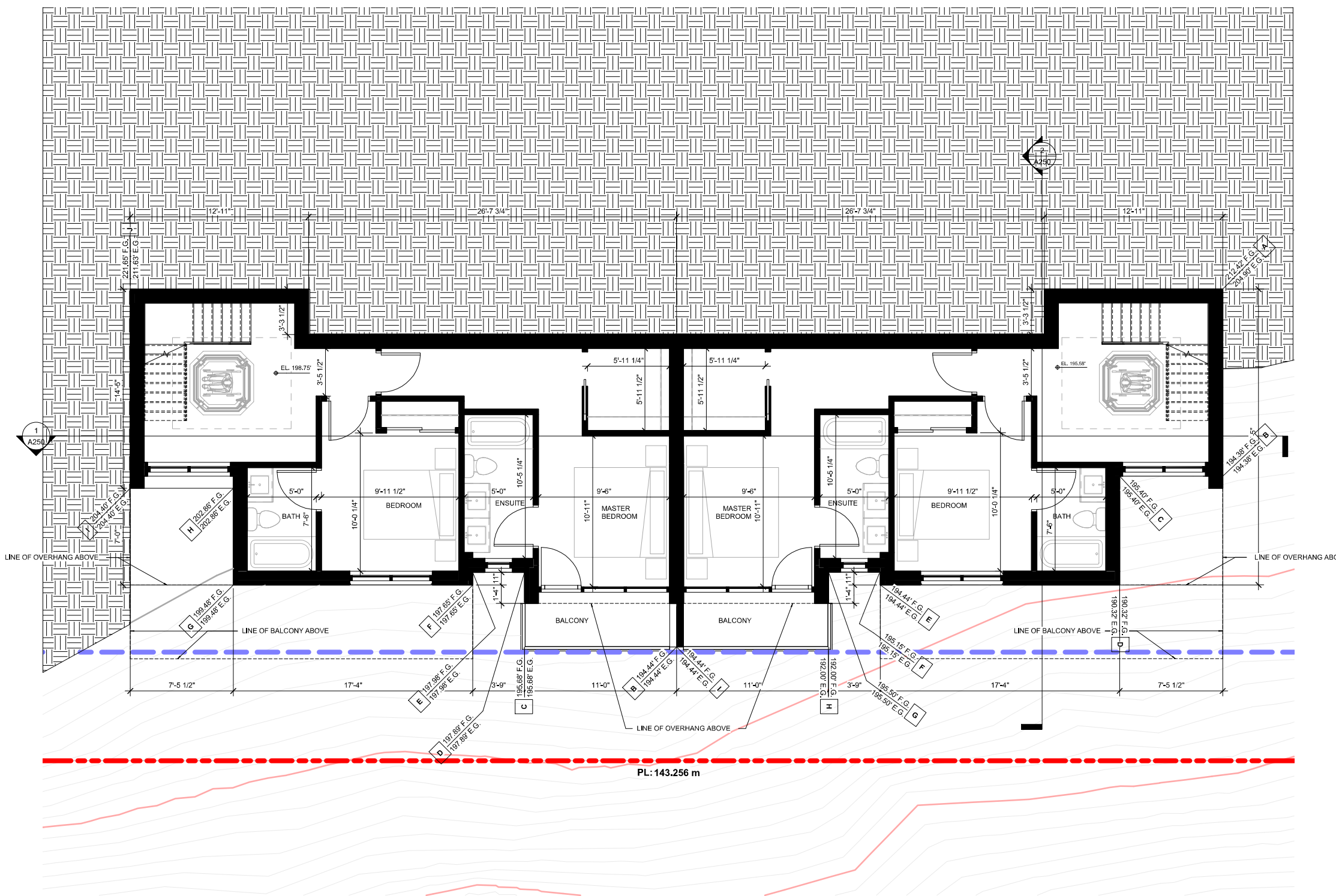
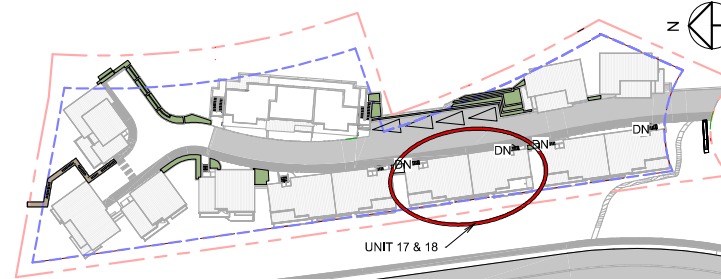
Project Status:
REZONING

Date	Description
2011-03-15	Issued for Rezoning Submission

No.	Date	Description
-----	------	-------------

All Drawings in this set to be read in conjunction with each other. Any errors or discrepancies to be reported to the Architect before commencing work. Contractors are responsible to ensure that all work is executed to the requirements of the appropriate Building Code Authority.
© Copyright Ankenman Marchand Architects. All rights reserved.

Scale:
As indicated
DWG. NO:
A240



① UNIT 17 & 18 - LEVEL 1
1/4" = 1'-0"

1645 West 5th Avenue
Vancouver, BC V6L 1N5

Tel: (604) 872-2595 Fax: (604) 872-2505
Email: office@AMArchitects.com



Project:

Project Number

Owner

EAGLERIDGE PLACE

6155 EAGLERIDGE PLACE

Drawing:

**DETAILED FLOOR PLAN -
UNIT 17 & 18**

Project Status:

REZONING

SUBMISSION

Date	Description
(YYYY-MM-DD)	

2011-03-15	Issued for Rezoning Submission

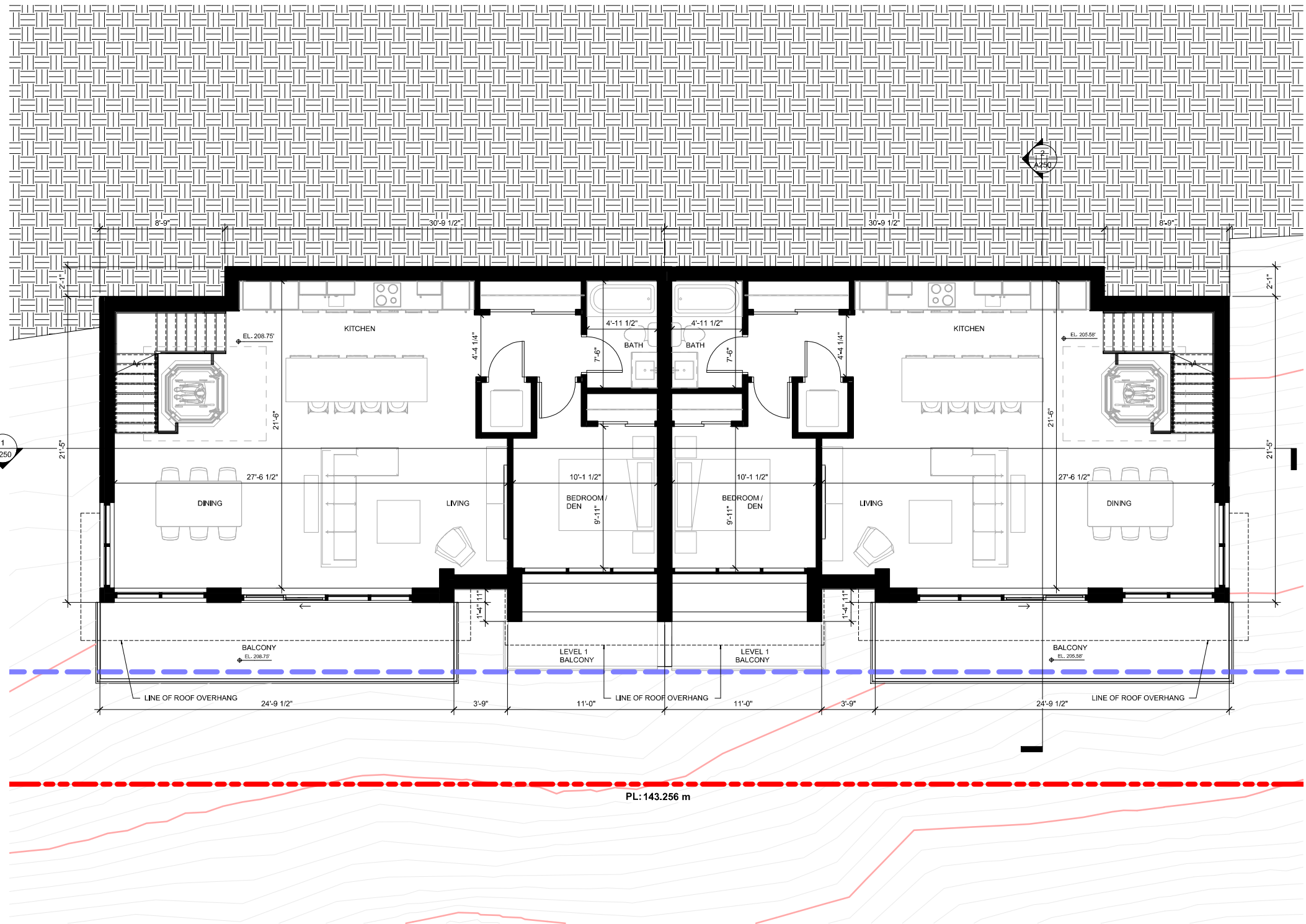
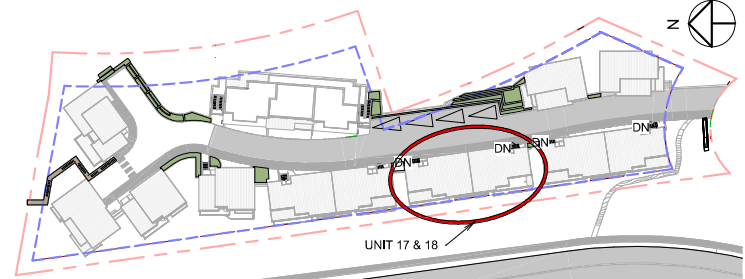
REVISION

No.	Date	Description

All Drawings in this set to be read in conjunction with each other. Any errors or discrepancies to be reported to the Architect before commencing work. Contractors are responsible to ensure that all work is executed to the requirements of the appropriate Building Code Authority.
© Copyright Ankenman Marchand Architects. All rights reserved.

Scale:
As indicated

DWG. NO:
A241



① UNIT 17 & 18 - LEVEL 2
1/4" = 1'-0"

D:\Program Files\PREDOCK\Documents\2052_01_MAIN_R20_CF_SD_Eagleridge Place_2-NS_SideWalk-New Survey_AFSHIN-AMA.rvt

Plot Date: 2022-03-21 11:26:21 AM



Project:

Project Number

Owner

EAGLERIDGE PLACE

6155 EAGLERIDGE PLACE

Drawing:

**DETAILED FLOOR PLAN -
UNIT 17 & 18**

Project Status:

REZONING

SUBMISSION

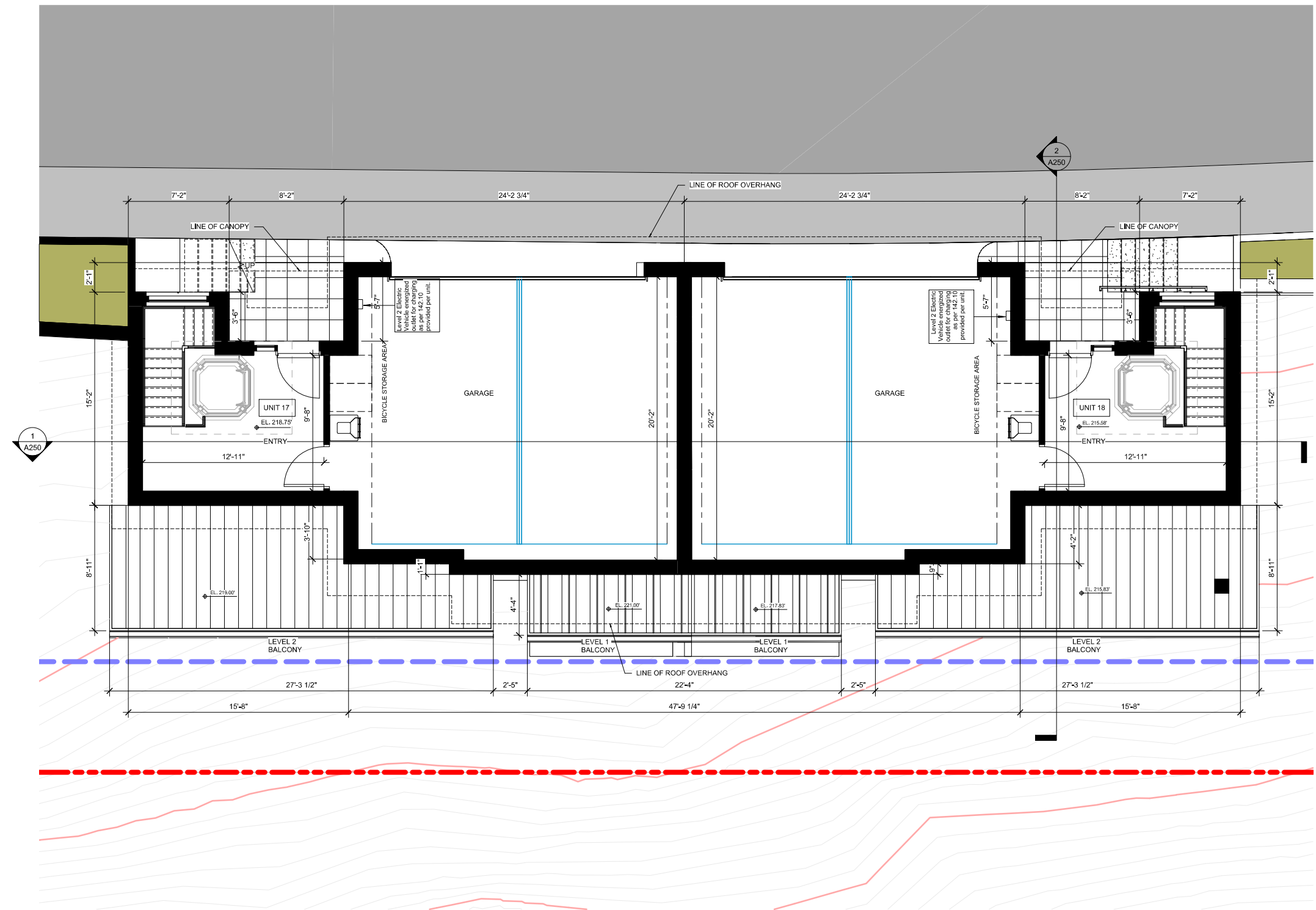
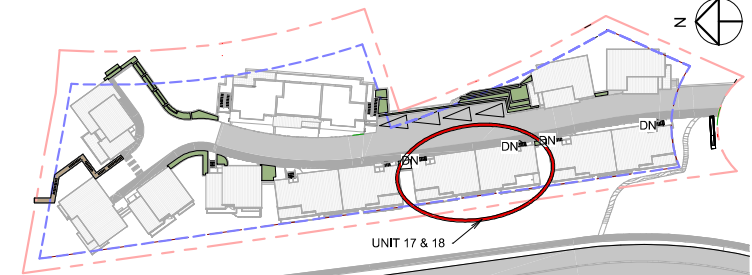
Date (YYYY-MM-DD)	Description
2011-03-15	Issued for Rezoning Submission

REVISION

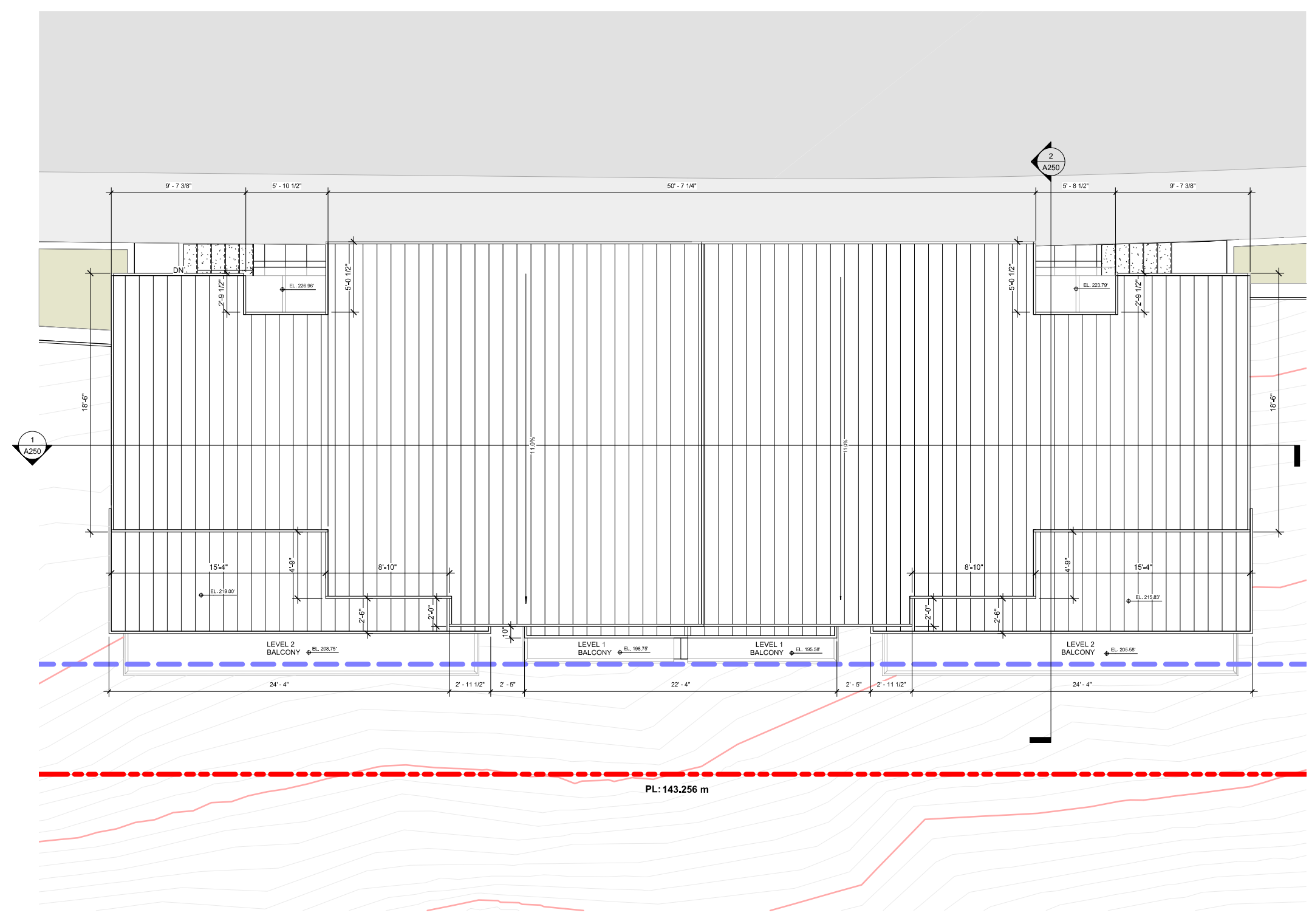
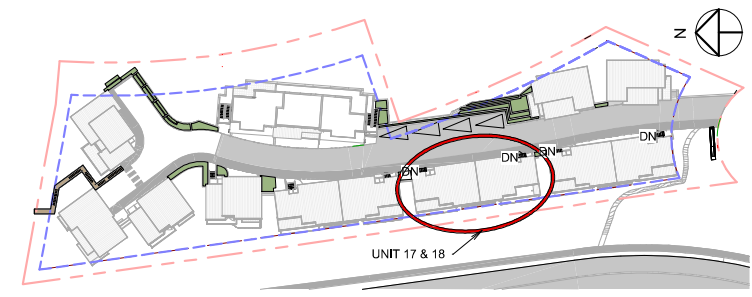
No.	Date	Description

All Drawings in this set to be read in conjunction with each other. Any errors or discrepancies to be reported to the Architect before commencing work. Contractors are responsible to ensure that all work is executed to the requirements of the appropriate Building Code Authority.
© Copyright Ankenman Marchand Architects. All rights reserved.

Scale: As indicated
DWG. NO: **A242**



① UNIT 17 & 18 - LEVEL 3
1/4" = 1'-0"



1 UNIT 17 & 18 - ROOF LEVEL
1/4" = 1'-0"

Project:
Project Number
Owner
EAGLERIDGE PLACE
6155 EAGLERIDGE PLACE
Drawing:
**DETAILED FLOOR PLAN -
UNIT 17 & 18**
Project Status:
REZONING

SUBMISSION	
Date	Description
(YYYY-MM-DD)	
2011-03-15	Issued for Rezoning Submission

REVISION		
No.	Date	Description

All Drawings in this set to be read in conjunction with each other. Any errors or discrepancies to be reported to the Architect before commencing work. Contractors are responsible to ensure that all work is executed to the requirements of the appropriate Building Code Authority.
© Copyright Ankenman Marchand Architects. All rights reserved.

D:\Program Files\PREDOCK\Documents\2052_01_MAIN_R20_CF_SD_Eagleridge Place_2-NS_SideWalk-New Survey_AFSHIN-AMA.rvt

Plot Date: 2022-03-21 11:26:35 AM

MATERIAL LEGEND	
Key Value	Keynote Text
1	FIBER CEMENT PANEL, COLOUR: DARK GRAY
2	FIBER CEMENT PANEL, COLOUR: LIGHT GRAY
3	FIBER CEMENT PANEL, COLOUR: WHITE
4	FIBER CEMENT SIDING, COLOUR: CEDAR
5	VENEER STONE, CULTUREDSTONE COLOR: LIMESTONE BUCKS-COUNTY
6	STEEL & GLASS CANOPY, FRAME COLOUR: CHARCOAL
7	CAST-IN-PLACE CONCRETE
8	ALUMINUM AND GLASS GUARD RAIL, COLOUR: CHARCOAL
9	VINYL WINDOWS, MULLION COLOUR: CHARCOAL GREY
10	WOOD ROOF FASCIA, PAINTED, COLOUR: CHARCOAL
11	PVC SOFFIT, WOOD GRAIN SERIES, COLOUR: WALNUT
12	OVERHEAD INSULATED GARAGE DOOR, METAL, COLOUR: WHITE
13	VINYL DOORS, COLOUR: CHARCOAL GREY
14	VINYL FRONT DOOR, COLOUR: WHITE
15	VINYL FRONT DOOR, COLOUR: CEDAR

Project:

Project Number
OWNER

EAGLERIDGE PLACE

6155 EAGLERIDGE PLACE

Drawing:
ELEVATIONS - UNIT 17 & 18

Project Status:
REZONING

SUBMISSION

Date	Description
(YYYY-MM-DD)	
2011-03-15	Issued for Rezoning Submission

2011-03-15 Issued for Rezoning Submission

REVISION

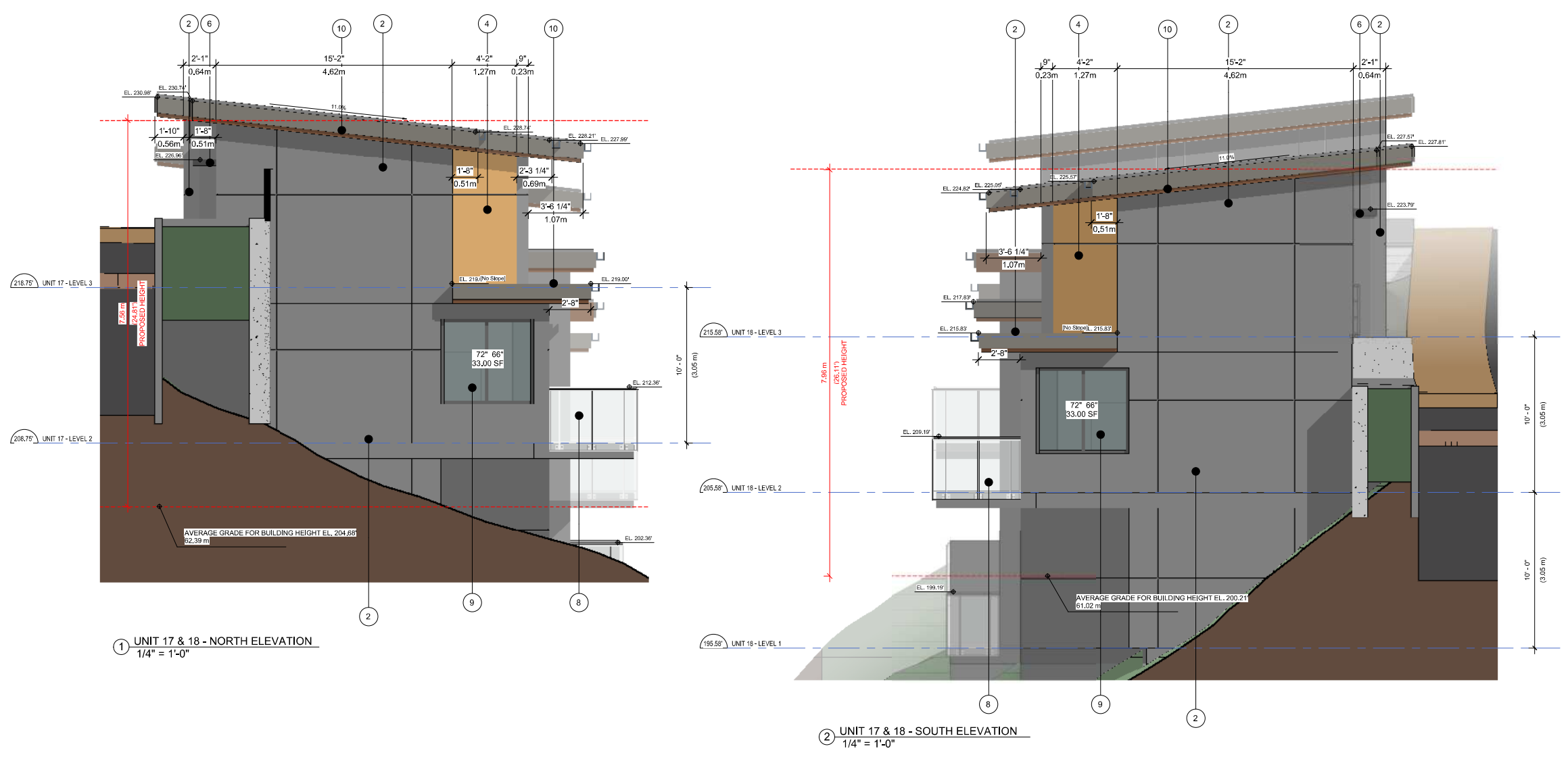

No.	Date	Description

No. Date Description

All Drawings in this set to be read in conjunction with each other. Any errors or discrepancies to be reported to the Architect before commencing work. Contractors are responsible to ensure that all work is executed to the requirements of the appropriate Building Code Authority. © Copyright Ankenman Marchand Architects. All rights reserved.

Scale: As indicated DWG. NO:

A245



D:\Program Files\Users\PREDOCK\Documents\2052_01_MAIN_R20_CF_SD_Eagleridge Place_2_NS_SideWalk-New Survey_AFSHIN-AMA.rvt

Plot Date: 2022-03-21 11:26:54 AM

1645 West 5th Avenue
Vancouver, BC V6J 1N5

Tel: (604) 872-2595 Fax: (604) 872-2505
Email: office@AMMArchitects.com

Project:
Project Number
Owner
EAGLERIDGE PLACE
6155 EAGLERIDGE PLACE
Drawing:
ELEVATIONS - UNIT 17 & 18

Project Status:
REZONING

SUBMISSION	
Date	Description
(YYYY-MM-DD)	
2011-03-15	Issued for Rezoning Submission



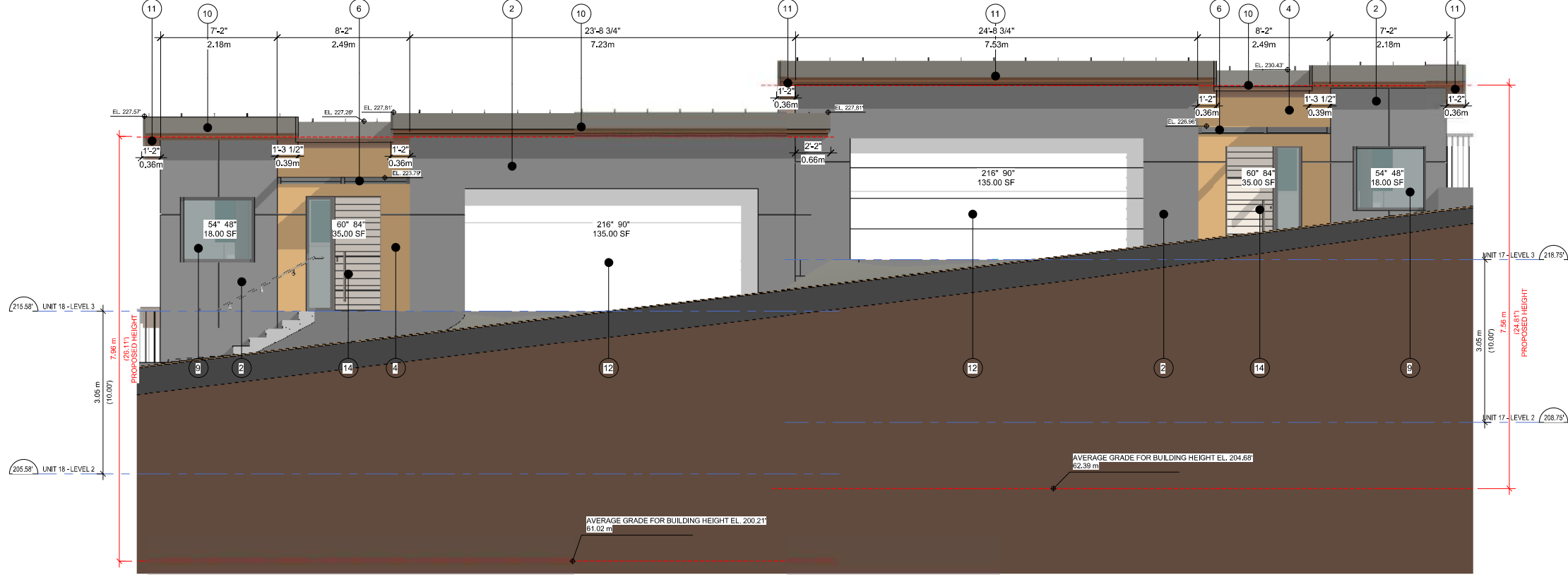
REVISION		
No.	Date	Description

All Drawings in this set to be read in conjunction with each other. Any errors or discrepancies to be reported to the Architect before commencing work. Contractors are responsible to ensure that all work is executed to the requirements of the appropriate Building Code Authority.
© Copyright Ankenman Marchand Architects. All rights reserved.

Scale:
As indicated

DWG. NO:
A246

MATERIAL LEGEND	
Key Value	Keynote Text
1	FIBER CEMENT PANEL, COLOUR: DARK GRAY
2	FIBER CEMENT PANEL, COLOUR: LIGHT GRAY
3	FIBER CEMENT PANEL, COLOUR: WHITE
4	FIBER CEMENT SIDING, COLOUR: CEDAR
5	VENEER STONE, CULTUREDSTONE COLOR: LIMESTONE BUCKS-COUNTY
6	STEEL & GLASS CANOPY, FRAME COLOUR: CHARCOAL
7	CAST-IN-PLACE CONCRETE
8	ALUMINUM AND GLASS GUARD RAIL, COLOUR: CHARCOAL
9	VINYL WINDOWS, MULLION COLOUR: CHARCOAL GREY
10	WOOD ROOF FASCIA, PAINTED, COLOUR: CHARCOAL
11	PVC SOFFIT, WOOD GRAIN SERIES, COLOUR: WALNUT
12	OVERHEAD INSULATED GARAGE DOOR, METAL, COLOUR: WHITE
13	VINYL DOORS, COLOUR: CHARCOAL GREY
14	VINYL FRONT DOOR, COLOUR: WHITE
15	VINYL FRONT DOOR, COLOUR: CEDAR

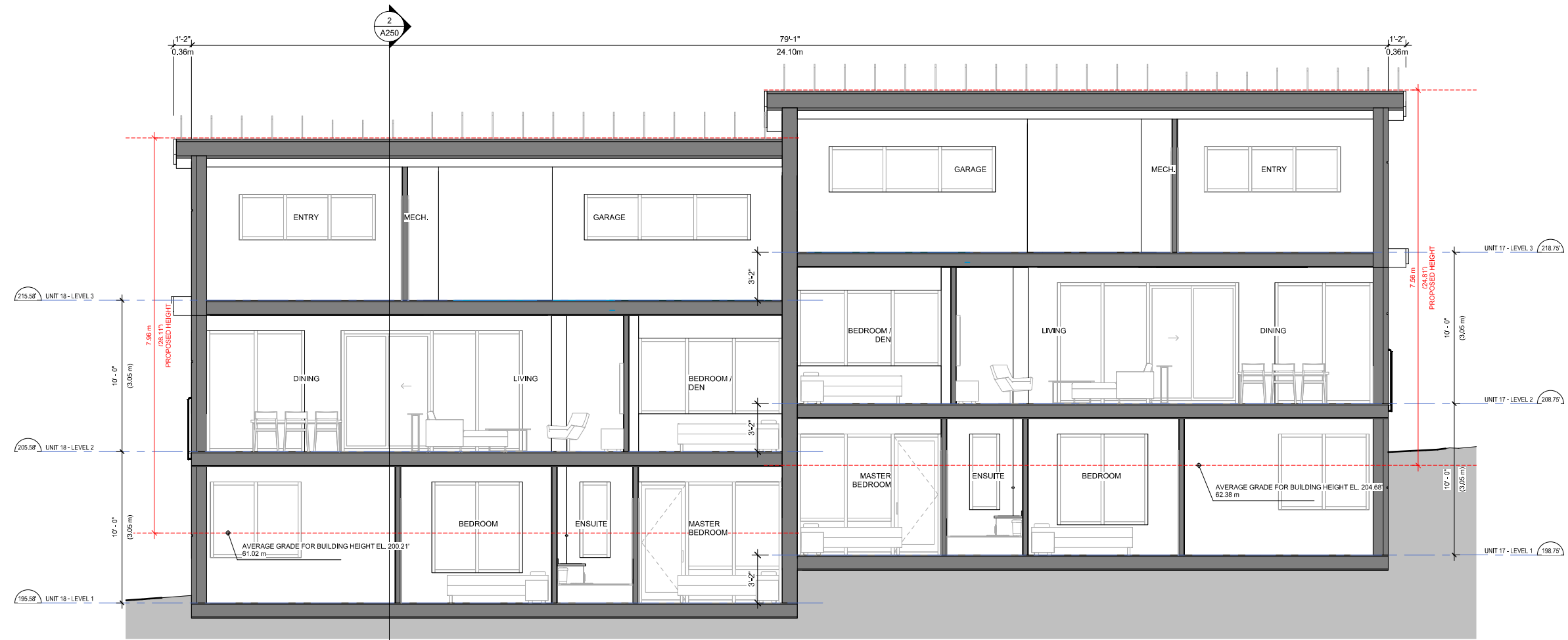


D:\Program Files\PREDOCK\Documents\2052_01_MAIN_R20_CF_SD_Eagleridge Place_2-NS_SideWalk-New Survey_AFSHIN-AMA.rvt

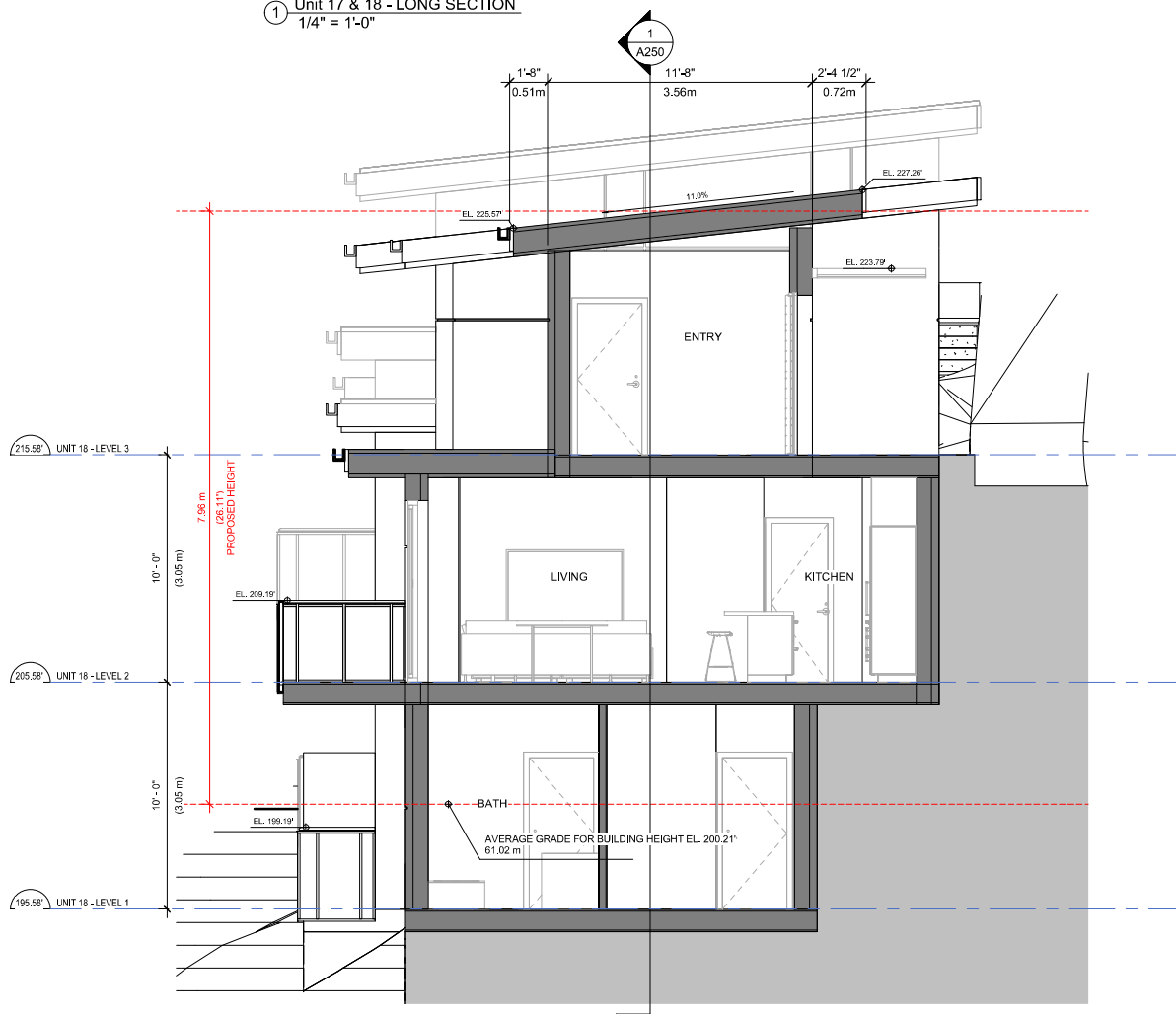
Plot Date: 2022-03-21 11:29:25 AM

D:\Program Files\Users\PREDOCK\Documents\2052_01_MAIN_R20_CF_SD_Eagleridge Place_2_NS_SideWalk-New Survey_AFSHIN-AMA.rvt

Plot Date: 2022-03-21 11:29:30 AM



① Unit 17 & 18 - LONG SECTION
1/4" = 1'-0"



② Unit 17 & 18 - SHORT SECTION
1/4" = 1'-0"

1645 West 5th Avenue
Vancouver, BC V6L 1N5

Tel: (604) 872-2595 Fax: (604) 872-2505
Email: office@AMMarchands.com

Project:

Project Number

Owner

EAGLERIDGE PLACE

6155 EAGLERIDGE PLACE

Drawing:

SECTIONS - UNIT 17 & 18

Project Status:

REZONING

SUBMISSION

Date (YYYY-MM-DD)	Description
2011-03-15	Issued for Rezoning Submission

REVISION

No.	Date	Description

All Drawings in this set to be read in conjunction with each other. Any errors or discrepancies to be reported to the Architect before commencing work. Contractors are responsible to ensure that all work is executed to the requirements of the appropriate Building Code Authority.
© Copyright Ankenman Marchand Architects. All rights reserved.

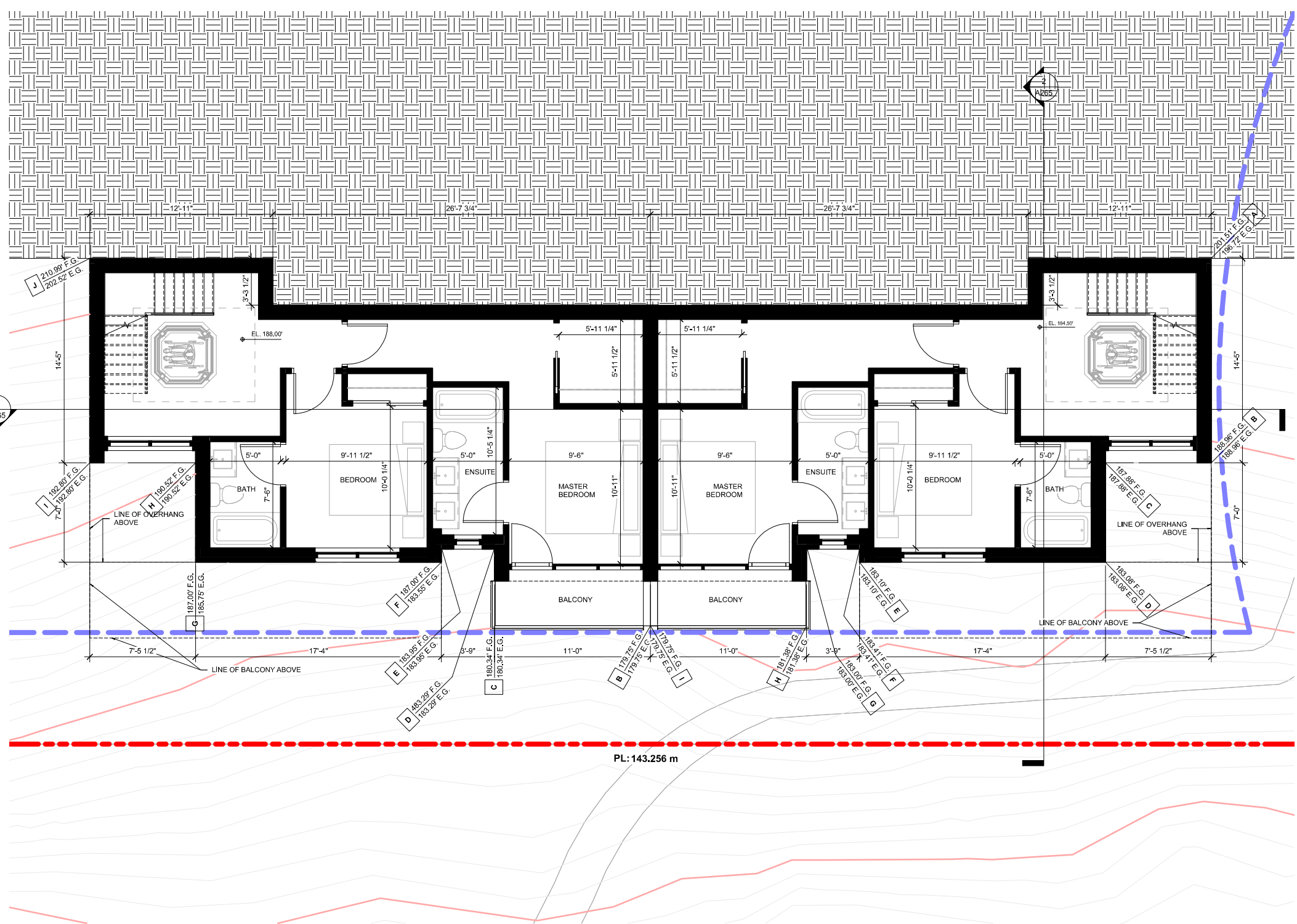
Project:
Project Number
Owner
EAGLERIDGE PLACE
6155 EAGLERIDGE PLACE
Drawing:
DETAILED FLOOR PLAN - UNIT 19 & 20
Project Status:
REZONING

Date	Description
2011-03-15	Issued for Rezoning Submission

REVISION		
No.	Date	Description

All Drawings in this set to be read in conjunction with each other. Any errors or discrepancies to be reported to the Architect before commencing work. Contractors are responsible to ensure that all work is executed to the requirements of the appropriate Building Code Authority.
© Copyright Ankenman Marchand Architects. All rights reserved.

Scale:
As indicated
DWG. NO:
A255



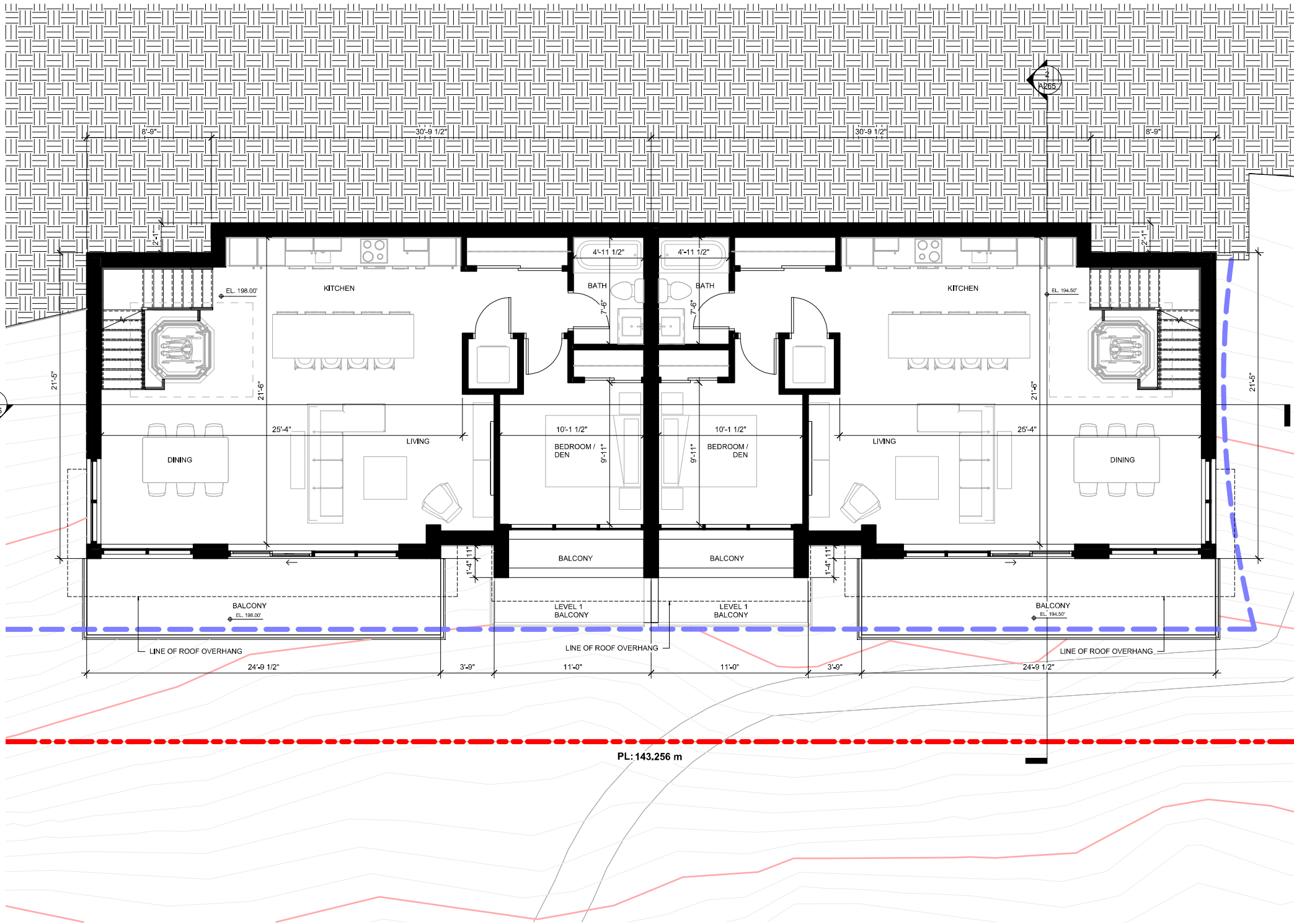
1 UNIT 19 & 20 - LEVEL 1
1/4" = 1'-0"

D:\Program Files\Users\PREDOCK\Documents\2052_01_MAIN_R20_CF_SD_Eagleridge Place_2-NS_SideWalk-New Survey_AFSHIN-AMA.rvt

Plot Date: 2022-03-21 11:29:36 AM

D:\Program Files\Users\PREDOCK\Documents\2052_01_MAIN_R20_CF_SD_Eagleridge Place_2-NS_SideWalk-New Survey_AFSHIN-AMA.rvt

Plot Date: 2022-03-21 11:29:43 AM



1 UNIT 19 & 20 - LEVEL 2
1/4" = 1'-0"



ARCHITECTS

1645 West 5th Avenue
Vancouver, BC V6L 1N5

Tel: (604) 872-2595 Fax: (604) 872-2505
Email: office@ANMArchitects.com

ANKENMAN MARCHAND



Project:

Project Number

Owner

EAGLERIDGE PLACE

6155 EAGLERIDGE PLACE

Drawing:

DETAILED FLOOR PLAN - UNIT 19 & 20

Project Status:

REZONING

SUBMISSION

Date (YYYY-MM-DD)	Description
2011-03-15	Issued for Rezoning Submission

REVISION

No.	Date	Description

All Drawings in this set to be read in conjunction with each other. Any errors or discrepancies to be reported to the Architect before commencing work. Contractors are responsible to ensure that all work is executed to the requirements of the appropriate Building Code Authority.
© Copyright Ankenman Marchand Architects. All rights reserved.

Scale:
As indicated

DWG. NO:
A256

2022-03-21 11:29:43 AM

1645 West 5th Avenue
Vancouver, BC V6J 1N5

Tel: (604) 872-2595 Fax: (604) 872-2505
Email: office@AMArchitects.com



Project:
Project Number
Owner
EAGLERIDGE PLACE
6155 EAGLERIDGE PLACE
Drawing:
DETAILED FLOOR PLAN - UNIT 19 & 20
Project Status:
REZONING

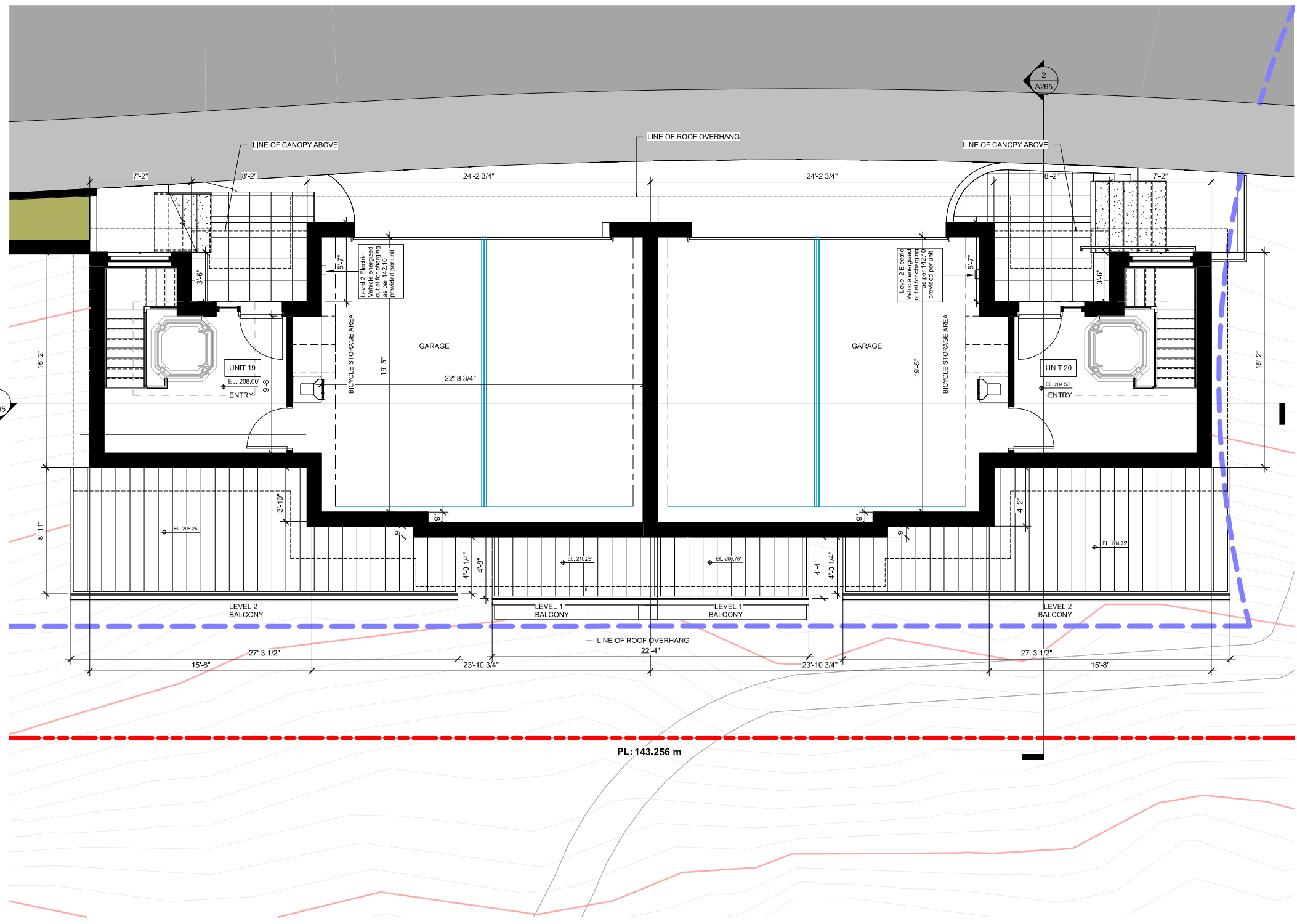
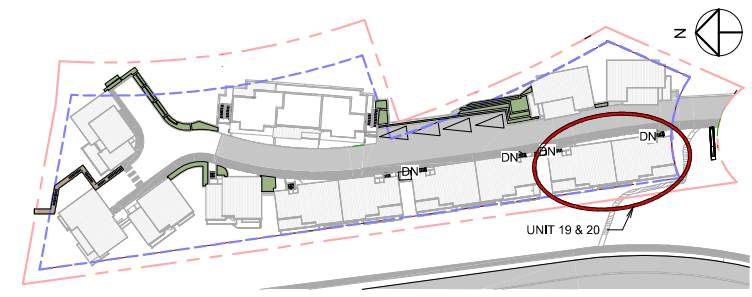
SUBMISSION	
Date	Description
(YYYY-MM-DD)	
2011-03-15	Issued for Rezoning Submission

REVISION		
No.	Date	Description

All Drawings in this set to be read in conjunction with each other. Any errors or discrepancies to be reported to the Architect before commencing work. Contractors are responsible to ensure that all work is executed to the requirements of the appropriate Building Code Authority.
© Copyright Ankenman Marchand Architects. All rights reserved.

Scale:
As indicated

DWG. NO:
A257



1 UNIT 19 & 20 - LEVEL 3
1/4" = 1'-0"

1645 West 5th Avenue
Vancouver, BC V6L 1N5
Tel: (604) 872-2595 Fax: (604) 872-2505
Email: office@AMArchitects.com

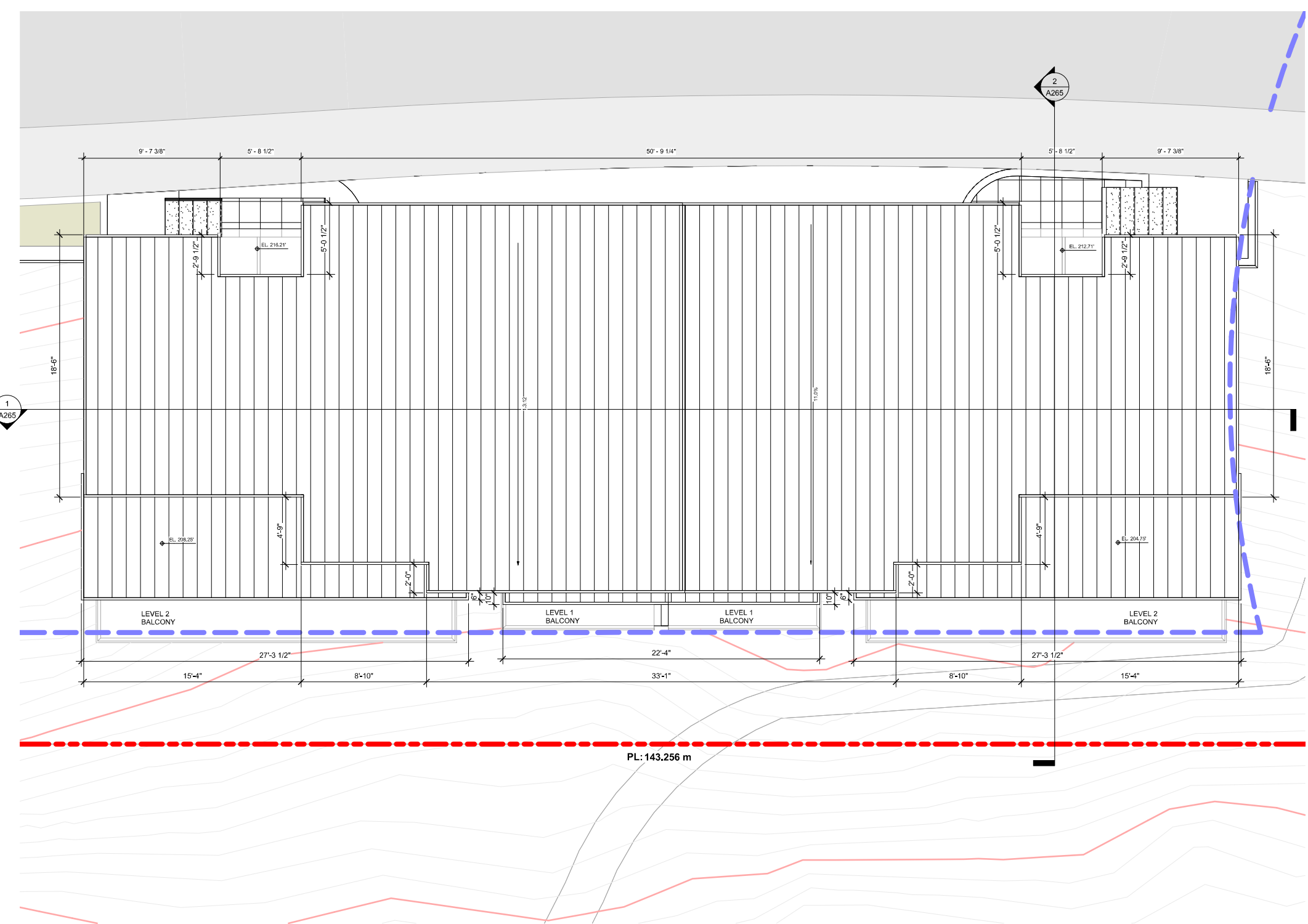
Project:
Project Number
Owner
EAGLERIDGE PLACE
6155 EAGLERIDGE PLACE
Drawing:
**DETAILED FLOOR PLAN -
UNIT 19 & 20**
Project Status:
REZONING

Date	Description
(YY-MM-DD)	
2011-03-15	Issued for Rezoning Submission

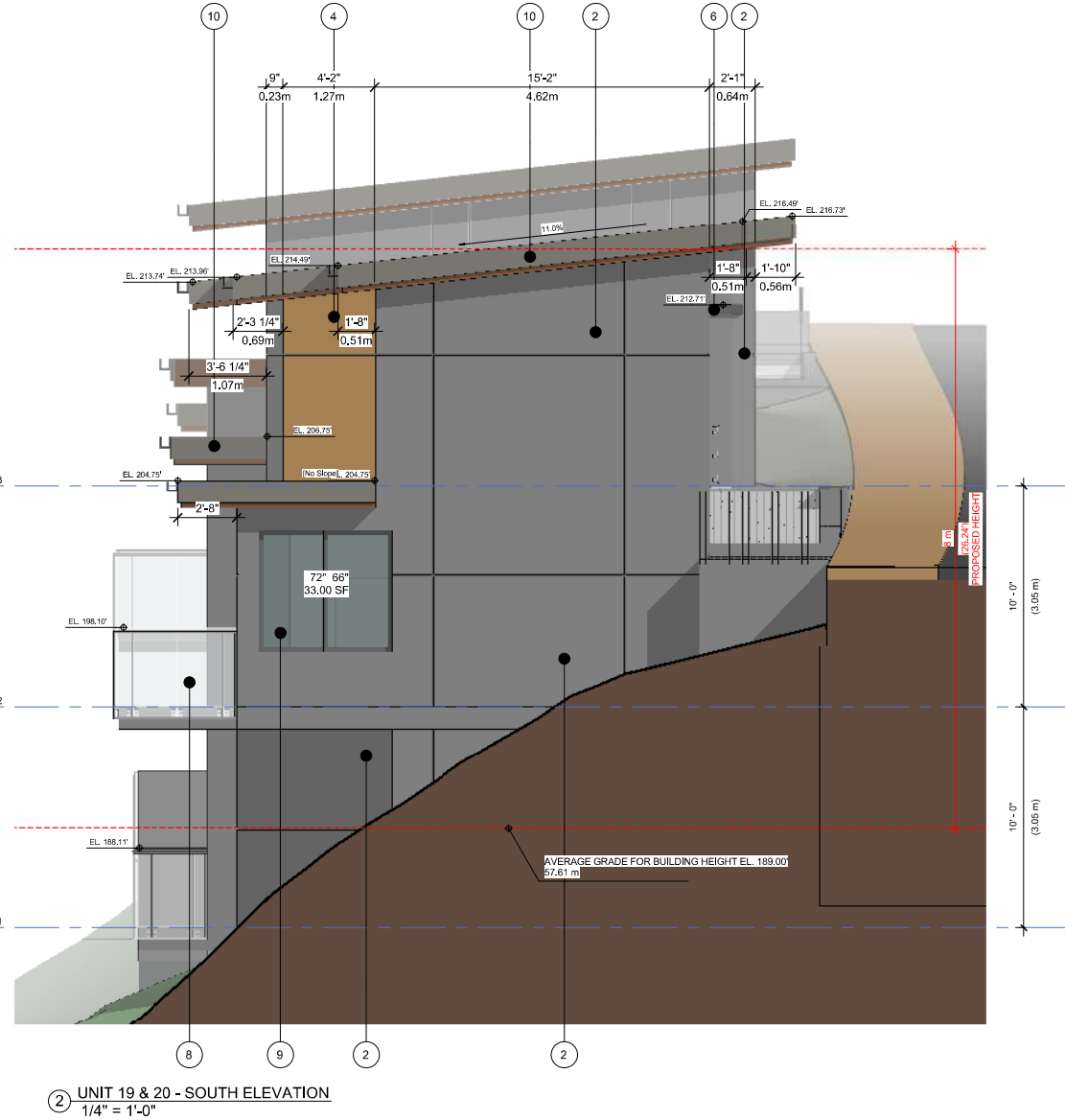
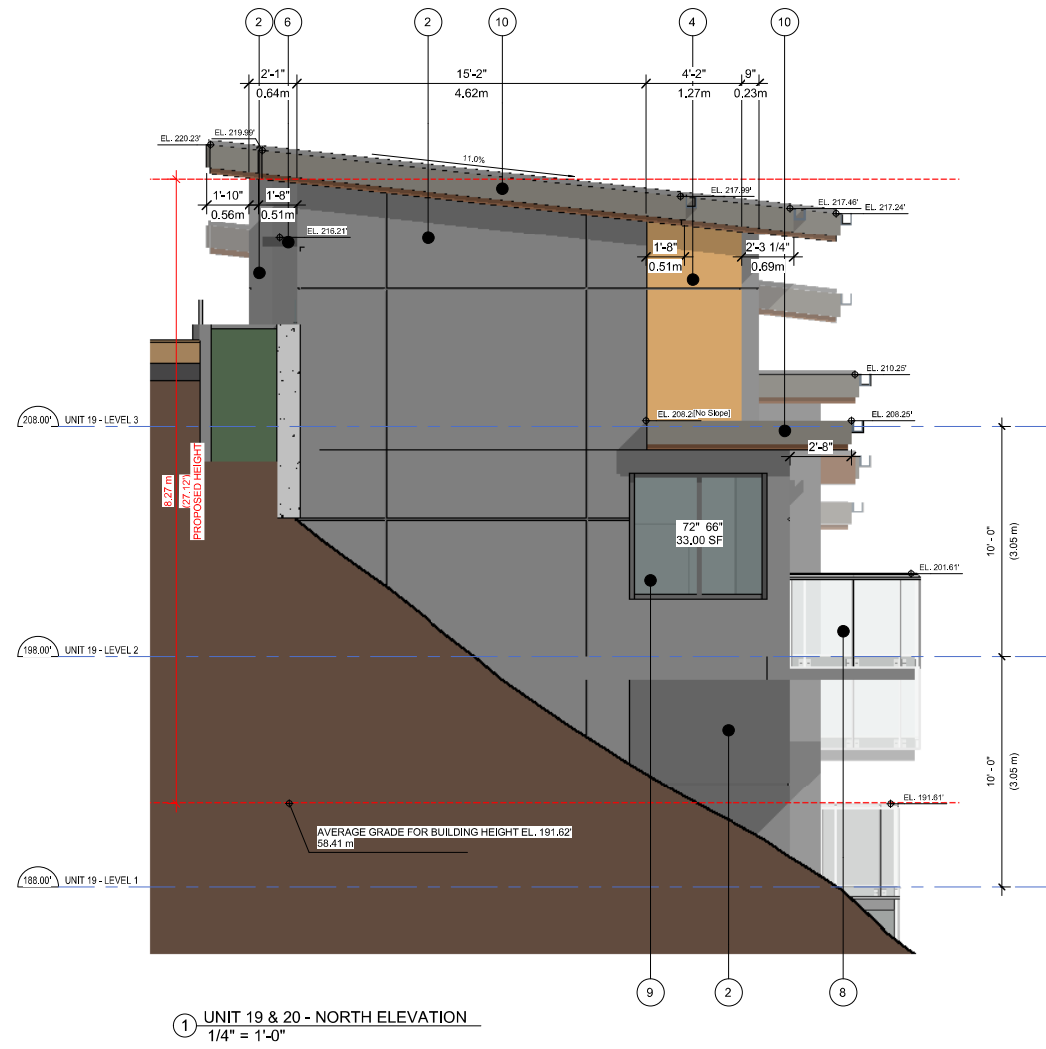
REVISION		
No.	Date	Description

All Drawings in this set to be read in conjunction with each other. Any errors or discrepancies to be reported to the Architect before commencing work. Contractors are responsible to ensure that all work is executed to the requirements of the appropriate Building Code Authority.
© Copyright Ankenman Marchand Architects. All rights reserved.


Scale:
As indicated
DWG. NO:
A258



① UNIT 19 & 20 - ROOF LEVEL
1/4" = 1'-0"



MATERIAL LEGEND	
Key Value	Keynote Text
1	FIBER CEMENT PANEL, COLOUR: DARK GRAY
2	FIBER CEMENT PANEL, COLOUR: LIGHT GRAY
3	FIBER CEMENT PANEL, COLOUR: WHITE
4	FIBER CEMENT SIDING, COLOUR: CEDAR
5	VENEER STONE, CULTUREDSTONE COLOR: LIMESTONE BUCKS-COUNTY
6	STEEL & GLASS CANOPY, FRAME COLOUR: CHARCOAL
7	CAST-IN-PLACE CONCRETE
8	ALUMINUM AND GLASS GUARD RAIL, COLOUR: CHARCOAL
9	VINYL WINDOWS, MULLION COLOUR: CHARCOAL GREY
10	WOOD ROOF FASCIA, PAINTED, COLOUR: CHARCOAL
11	PVC SOFFIT, WOOD GRAIN SERIES, COLOUR: WALNUT
12	OVERHEAD INSULATED GARAGE DOOR, METAL, COLOUR: WHITE
13	VINYL DOORS, COLOUR: CHARCOAL GREY
14	VINYL FRONT DOOR, COLOUR: WHITE
15	VINYL FRONT DOOR, COLOUR: CEDAR



Project:
Project Number
Owner
EAGLERIDGE PLACE
6155 EAGLERIDGE PLACE

Drawing:
ELEVATIONS - UNIT 19 & 20

Project Status:
REZONING

SUBMISSION	
Date	Description
(YYY-MM-DD)	
2011-03-15	Issued for Rezoning Submission

REVISION

No.	Date	Description

All Drawings in this set to be read in conjunction with each other. Any errors or discrepancies to be reported to the Architect before commencing work. Contractors are responsible to ensure that all work is executed to the requirements of the appropriate Building Code Authority. © Copyright Ankenman Marchand Architects. All rights reserved.

1645 West 5th Avenue
Vancouver, BC V6J 1N5

Tel: (604) 872-2595 Fax: (604) 872-2505
Email: office@AMMArchitects.com

Project:
Project Number
Owner
EAGLERIDGE PLACE
6155 EAGLERIDGE PLACE

Drawing:
ELEVATIONS - UNIT 19 & 20

Project Status:
REZONING

SUBMISSION	
Date	Description
(YYYY-MM-DD)	
2011-03-15	Issued for Rezoning Submission

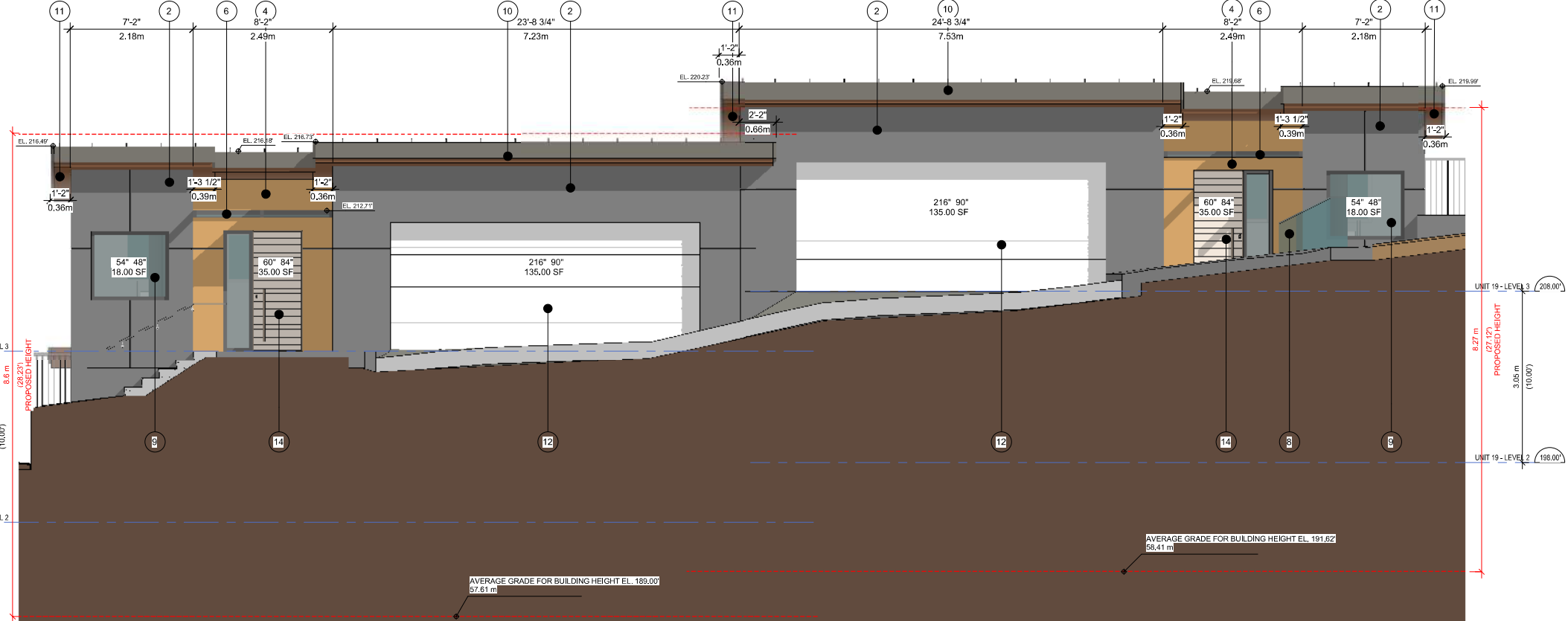
REVISION		
No.	Date	Description

All Drawings in this set to be read in conjunction with each other. Any errors or discrepancies to be reported to the Architect before commencing work. Contractors are responsible to ensure that all work is executed to the requirements of the appropriate Building Code Authority.
© Copyright Ankenman Marchand Architects. All rights reserved.

Scale:
As indicated

DWG. NO:
A261


MATERIAL LEGEND	
Key Value	Keynote Text
1	FIBER CEMENT PANEL, COLOUR: DARK GRAY
2	FIBER CEMENT PANEL, COLOUR: LIGHT GRAY
3	FIBER CEMENT PANEL, COLOUR: WHITE
4	FIBER CEMENT SIDING, COLOUR: CEDAR
5	VENEER STONE, CULTUREDSTONE COLOR: LIMESTONE BUCKS-COUNTY
6	STEEL & GLASS CANOPY, FRAME COLOUR: CHARCOAL
7	CAST-IN-PLACE CONCRETE
8	ALUMINUM AND GLASS GUARD RAIL, COLOUR: CHARCOAL
9	VINYL WINDOWS, MULLION COLOUR: CHARCOAL GREY
10	WOOD ROOF FASCIA, PAINTED, COLOUR: CHARCOAL
11	PVC SOFFIT, WOOD GRAIN SERIES, COLOUR: WALNUT
12	OVERHEAD INSULATED GARAGE DOOR, METAL, COLOUR: WHITE
13	VINYL DOORS, COLOUR: CHARCOAL GREY
14	VINYL FRONT DOOR, COLOUR: WHITE
15	VINYL FRONT DOOR, COLOUR: CEDAR



① UNIT 19 & 20 - EAST ELEVATION
1/4" = 1'-0"



② UNIT 19 & 20 - WEST ELEVATION
1/4" = 1'-0"



D:\Program Files\Users\PREDOCK\Documents\2052_01_MAIN_R20_CF_SD_Eagleridge Place_2-NS_SideWalk-New Survey_AFSHIN-AMA.rvt

Plot Date: 2022-03-21 11:30:56 AM

1645 West 5th Avenue
Vancouver, BC V6L 1N5

Tel: (604) 872-2595 Fax: (604) 872-2505
Email: office@AMArchitects.com

Project:

Project Number

Owner

EAGLERIDGE PLACE

6155 EAGLERIDGE PLACE

Drawing:

SECTIONS - UNIT 19 & 20

Project Status:

REZONING

SUBMISSION

Date (YYYY-MM-DD)	Description
2011-03-15	Issued for Rezoning Submission

REVISION

No.	Date	Description

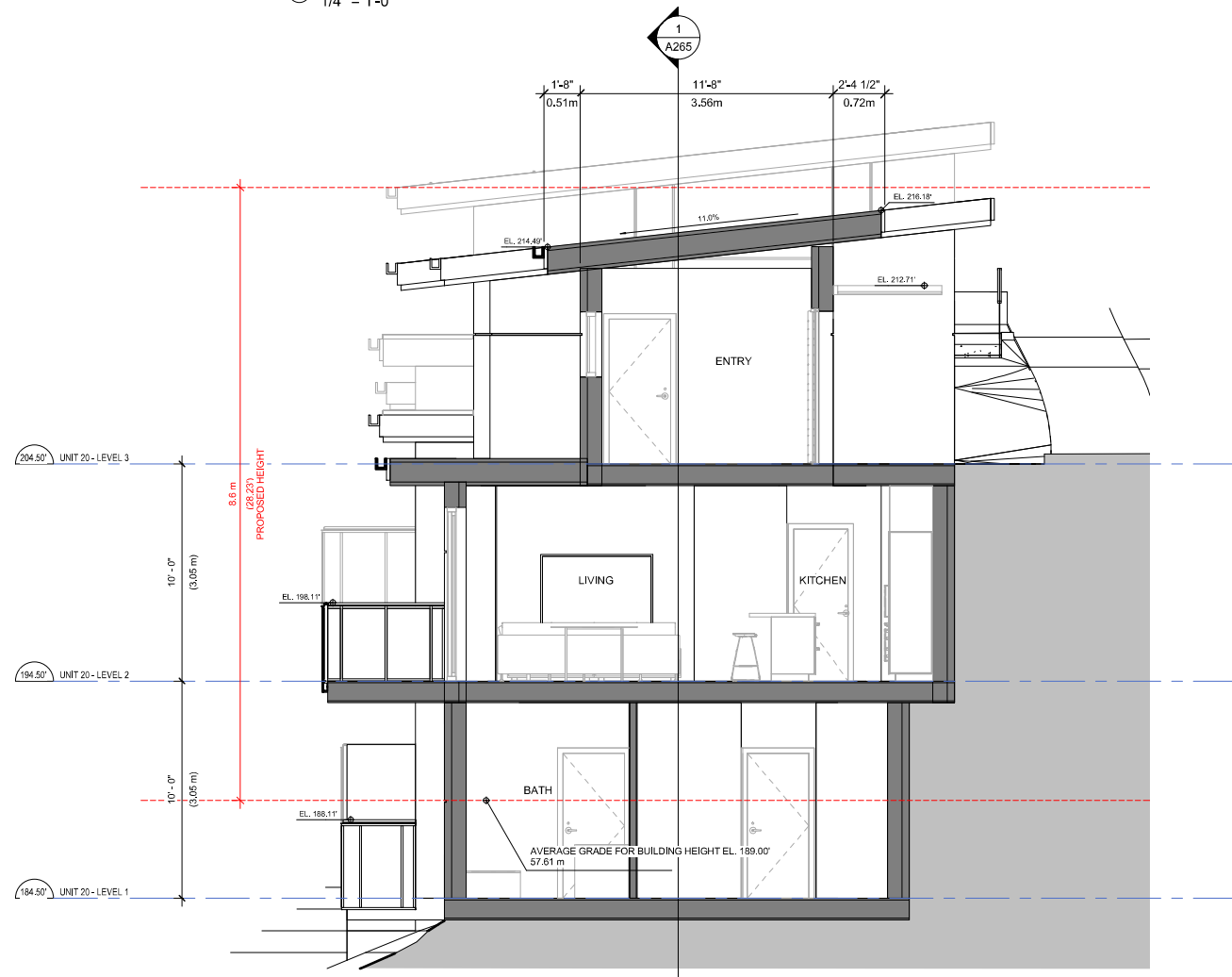
All Drawings in this set to be read in conjunction with each other. Any errors or discrepancies to be reported to the Architect before commencing work. Contractors are responsible to ensure that all work is executed to the requirements of the appropriate Building Code Authority.
© Copyright Ankenman Marchand Architects. All rights reserved.

Scale:
1/4" = 1'-0"

DWG. NO:
A265



① UNIT 19 & 20 - LONG SECTION
1/4" = 1'-0"



② UNIT 19 & 20 - SHORT SECTION
1/4" = 1'-0"

Project:
Project Number
Owner
EAGLERIDGE PLACE
6155 EAGLERIDGE PLACE
Drawing:
SITE SECTIONS

Project Status:
REZONING

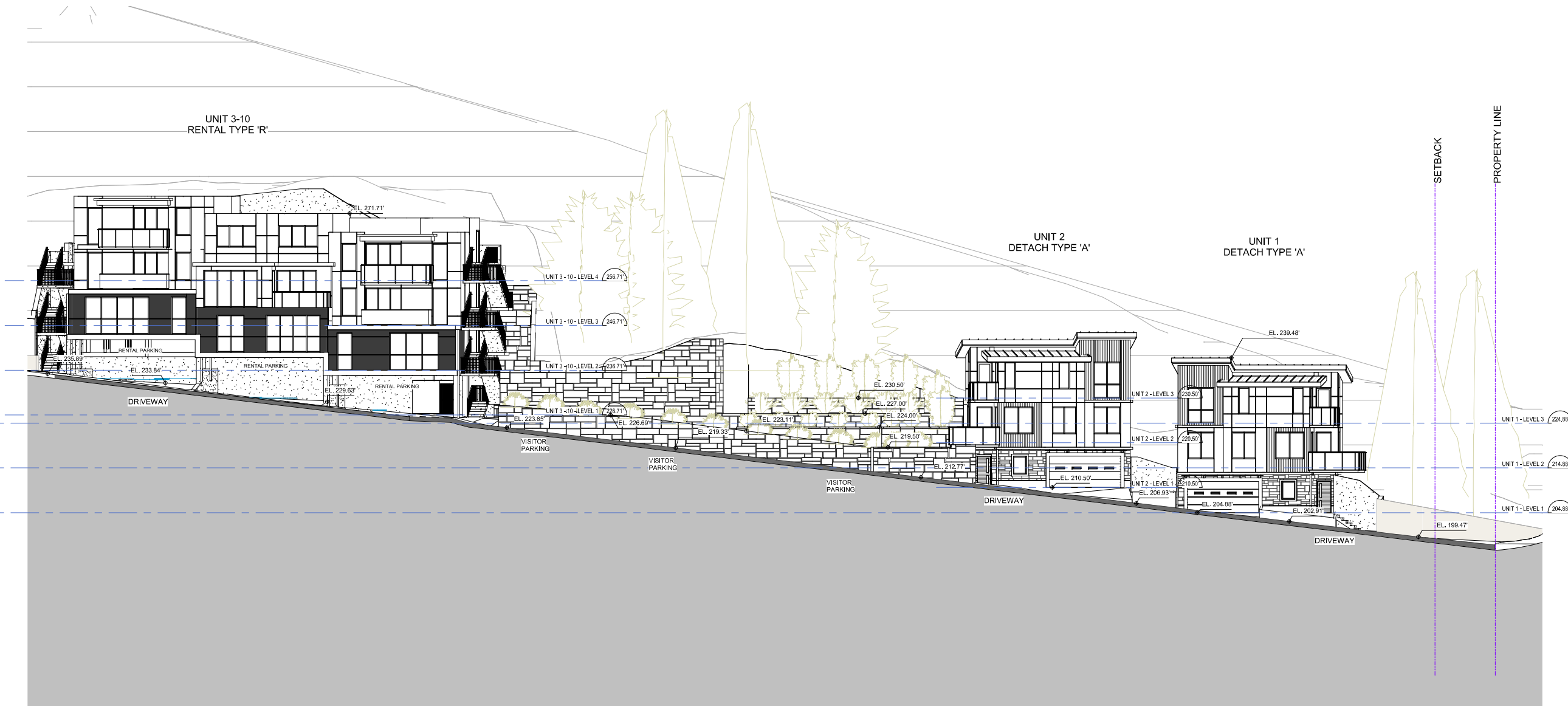
Date	Description
(YYYY-MM-DD)	
2011-03-15	Issued for Rezoning Submission

REVISION		
No.	Date	Description

All Drawings in this set to be read in conjunction with each other. Any errors or discrepancies to be reported to the Architect before commencing work. Contractors are responsible to ensure that all work is executed to the requirements of the appropriate Building Code Authority.
© Copyright Ankenman Marchand Architects. All rights reserved.

Scale:
1 : 150
DWG. NO:
A300

NOTE:
REFER TO CIVIL DRAWINGS FOR
FURTHER GRADING DETAILS



① SITE SECTION 1
1 : 150

D:\Program Files\Users\PREDOCK\Documents\2052_01_MAIN_R20_CF_SD_Eagleridge Place_2_NS_SideWalk-New Survey_AFSHIN-AMA.rvt

Plot Date: 2022-03-21 11:31:07 AM

1645 West 5th Avenue
Vancouver, BC V6L 1N5

Tel: (604) 872-2595 Fax: (604) 872-2505
Email: office@AMArchitects.com

Project:
Project Number
Owner
EAGLERIDGE PLACE
6155 EAGLERIDGE PLACE
Drawing:
SITE SECTIONS

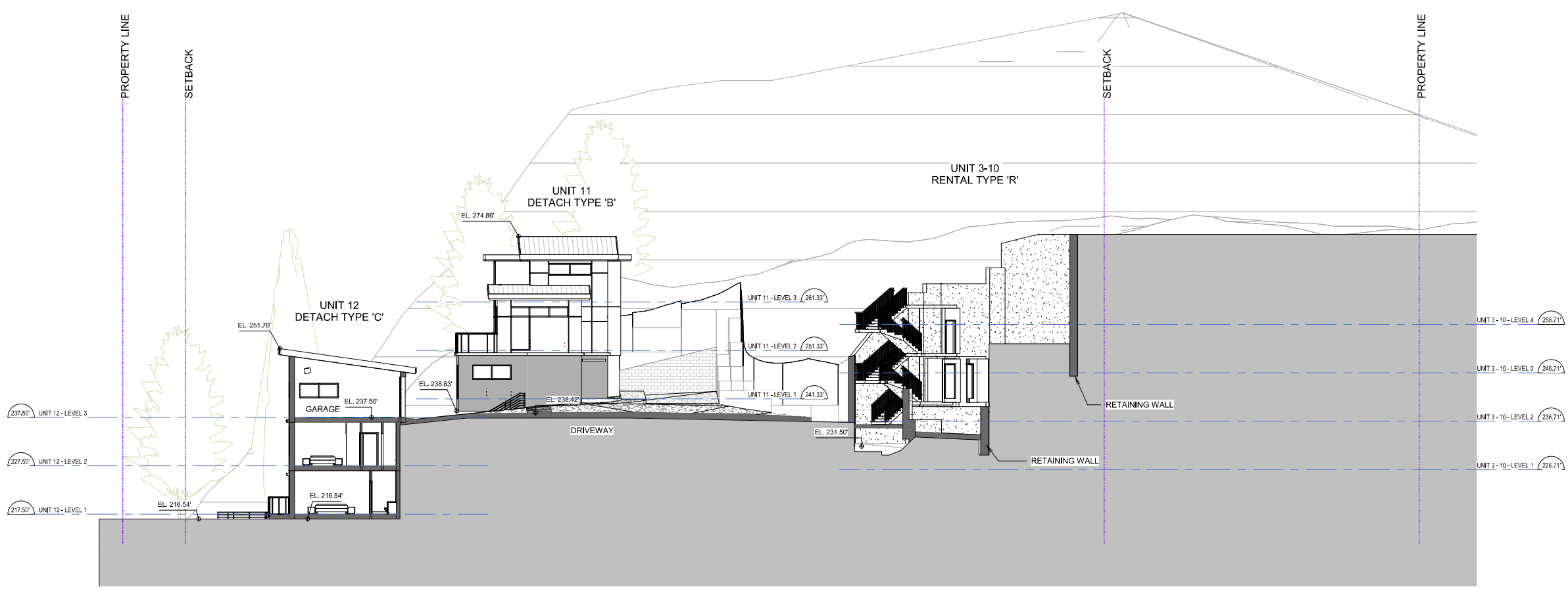
Project Status:
REZONING

SUBMISSION	
Date	Description
(YYYY-MM-DD)	
2011-03-15	Issued for Rezoning Submission

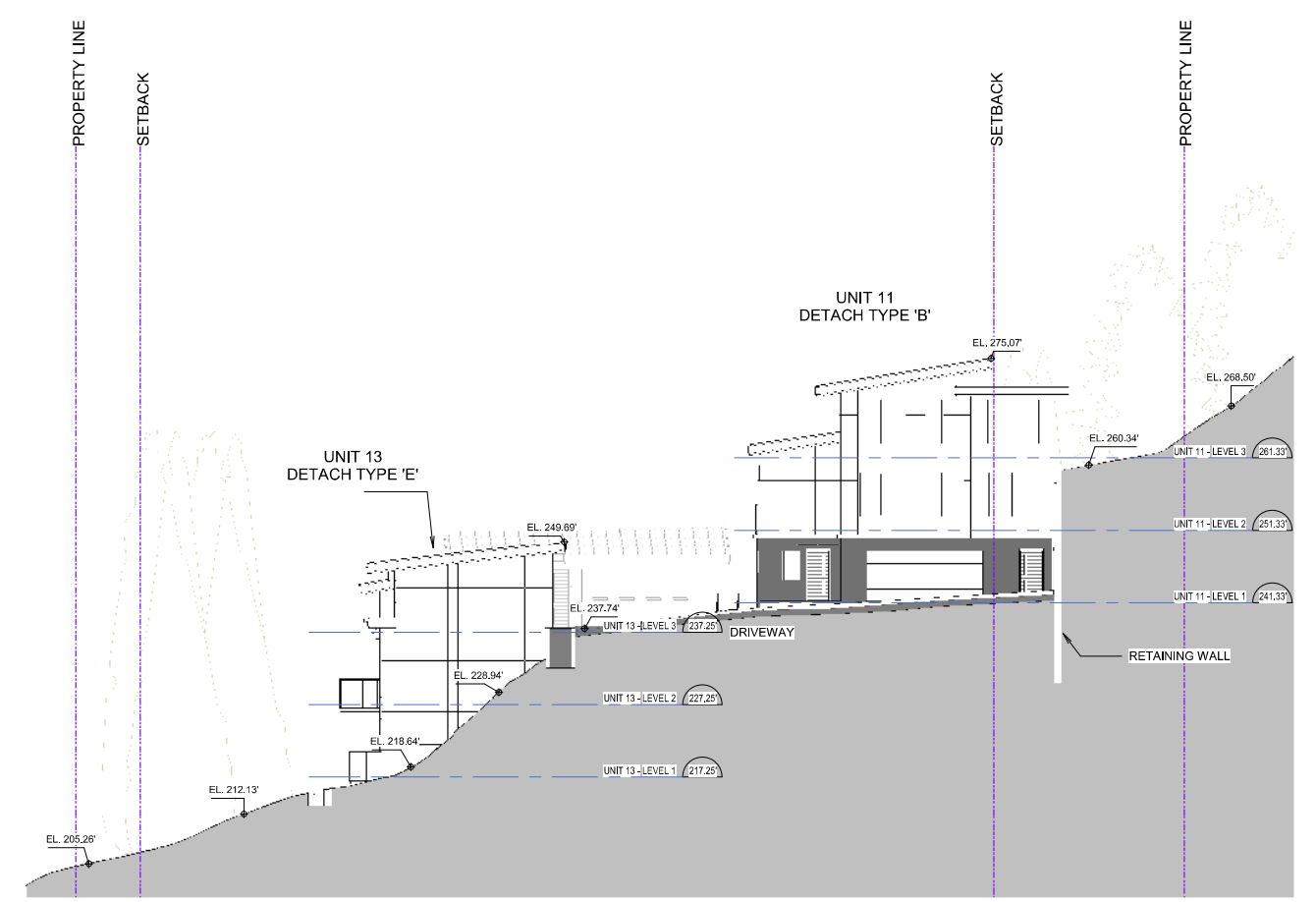
REVISION		
No.	Date	Description

All Drawings in this set to be read in conjunction with each other. Any errors or discrepancies to be reported to the Architect before commencing work. Contractors are responsible to ensure that all work is executed to the requirements of the appropriate Building Code Authority.
© Copyright Ankenman Marchand Architects. All rights reserved.

Scale: **1 : 150**
DWG. NO: **A301**



① SITE SECTION 2
1 : 150



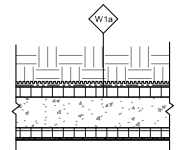
② SITE SECTION 3
1 : 150

NOTE:
REFER TO CIVIL DRAWINGS FOR
FURTHER GRADING DETAILS

CONSTRUCTION ASSEMBLIES

W1 - CONCRETE WALLS

W1a GARAGE: Insulated concrete form foundation wall below grade

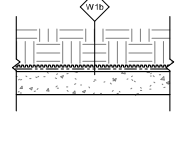


Loadbearing
FRR: 2hr (Ref: BCBC 2018, Table D-2.1.1)
STC: Not required

- Fill (Refer to geotechnical)
- Reinforced drainage mat, delta drain (or approved equal)
- Fluid-applied waterproofing membrane down to bottom of footing (60 mil DFT) (below grade)
- 2 5/8" EPS
- [2 hr] - 8" Min. cast-in-place concrete wall (refer to structural for reinforcement) min. 1" concrete cover
- 2 5/8" EPS
- 1/2" Gypsum wall board

Effective R-value: 22

W1b SITE: Concrete planter wall/ retaining wall

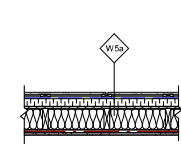


Lateral loadbearing
FRR: Not required
STC: Not required

- Planter soil or retained soil
- Drainage mat (Delta drain or approved equal)
- 2 coats dampproofing membrane down to bottom of footing (below grade)
- Cast-in place concrete wall, 6" or 8" (refer to structural for reinforcement) (refer to plans for thickness)
- Concrete sealer (exposed face)

W5 - EXTERIOR WOOD STUD WALLS

W5a INFILL: Exterior wood stud wall, fiber cement panel siding

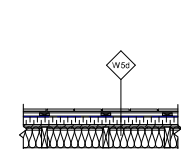


Loadbearing
FRR: 1 hr. (Ref: BCBC 2018, Table D-2.3.4 A&C)
STC: Not required

- Fiber cement panel with recessed reveals (Easy-trim), smooth exposure conforming to evaluation report CCMC 1276-R (or approved equal), pre-painted. Colour: Refer to Elevations for colours
- 3/4" PT Vertical strapping @ 16" o.c.
- Breathable air / weather barrier sheathing membrane (Commercial Dupont Tyvek or approved equal) sealed on perimeter and at all penetrations
- 1/2" Plywood sheathing (refer to structural)
- R8 (2") rigid mineral wool insulation
- 2x4 Wood studs @ 16" o.c. (refer to structural)
- R22 (5 1/2") Batt insulation within stud cavity
- 6 Mil poly air/vapour barrier sealed on perimeter and at all penetrations
- 5/8" Gypsum wall board type 'x'
- Paint finish

Effective R-value: 30

W5d INFILL: Exterior wood stud wall, metal vertical panel siding



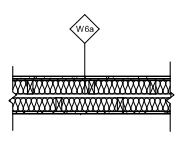
Loadbearing
FRR: 1 hr. (Ref: BCBC 2018, Table D-2.3.4 A&C)
STC: Not required

- Vertical metal panel siding, colour: cedar
- 3/8" CB system @ 16" o.c.
- 3/4" PT Vertical strapping @ 16" o.c.
- Breathable air / weather barrier sheathing membrane (Commercial Dupont Tyvek or approved equal) sealed on perimeter and at all penetrations
- 1/2" Plywood sheathing (refer to structural)
- R8 (2") rigid mineral wool insulation
- 2x4 Wood studs @ 16" o.c. (refer to structural)
- R22 (5 1/2") Batt insulation within stud cavity
- 6 Mil poly air/vapour barrier sealed on perimeter and at all penetrations
- 5/8" Gypsum wall board type 'x'
- Paint finish

Effective R-value: 30

W6 - INTERIOR WOOD STUD WALLS

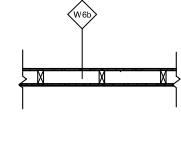
W6a INFILL: Party wall between residential units



Loadbearing
FRR: 45 mins - 1hr provided (Ref 1 hr, (Ref: BCBC 2018, Table D-2.3.4 A&C)
STC: 57 (Ref: BCBC 2018 Table A-9.10.3.1A Wall Type W13b)

- Paint finish
- 5/8" Gypsum wall board Type 'X'
- 1/2" Plywood shearwall sheathing where noted on Structural drawings
- 2x4 Wood studs @ 16" o.c.
- Batt insulation within stud cavity
- 2x4 Wood studs @ 16" o.c.
- Batt insulation within stud cavity
- 5/8" Gypsum wall board Type 'X'
- Paint finish

W6b INFILL: Interior partition wall, 2x4 studs

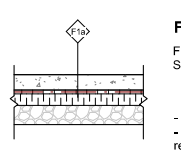


Non-loadbearing
FRR: Not required
STC: Not required

- Paint finish on both sides
- 1/2" Gypsum wall board on both sides
- 2x4 Wood studs @ 16" o.c.

F1 - CONCRETE FLOORS

F1a GARAGE: Concrete slab-on-grade, insulated



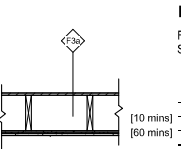
FRR: Not Required
STC: Not Required

- Floor finish
- Cast-in-place reinforced concrete slab-on-grade (Refer to structural drawings for reinforcement and thickness)
- 6 Mil poly vapour barrier
- R15 (3") XPS Rigid insulation (Styrofoam SM or approved equal)
- 6" Compact gravel
- Refer to Geotechnical for substrate

Effective R-value: 15

F3 - WOOD FLOORS

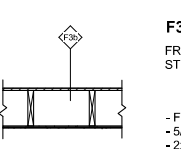
F3a INFILL: Floor between units



FRR: 45 mins - 70 mins provided (Ref: BCBC 2018, Table D-2.3.4 B & F)
STC: 63 (Ref: BCBC 2018, Table 9.10.3.1B floor type F4a)

- Floor finish
- 5/8" Plywood sheathing (refer to structural)
- 2x10 Floor joist @ 16" o.c. (refer to structural)
- 2 layers 5/8" Gypsum wall board type 'x'
- Paint finish

F3b INFILL: New floor within units

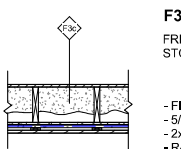


FRR: Not Required
STC: Not Required

- Floor finish
- 5/8" Plywood sheathing (refer to structural)
- 2x10 floor joists @ 16" o.c. (refer to structural)
- 1/2" Gypsum wall board
- Paint finish

Note: This floor is not a fire separation

F3c INFILL: New floor within units exposed to exterior

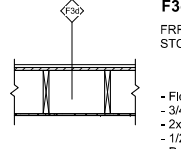


FRR: Not Required
STC: Not Required

- Floor finish
- 5/8" Plywood sheathing (refer to structural)
- 2x10 floor joists @ 16" o.c. (refer to structural)
- R40 (8" min.) closed cell spray foam insulation within joist cavity
- 5/8" Gypsum wall board type 'x' exterior sheathing, densglass gold or approved equal
- Breathable weather barrier sheathing membrane (Commercial dupont Tyvek or approved equal) sealed on perimeter and at all penetrations
- 1x3 PT strapping @ 16" o.c.
- T & G smooth sanded soffit planks

Note: This floor is not a fire separation

F3d INFILL: Wood stair assembly within unit

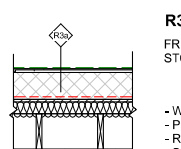


FRR: Not Required
STC: Not Required

- Floor finish
- 3/4" Plywood stair treads
- 2x12 Wood stair stringers
- 1/2" Gypsum wall board
- Paint finish

R3 - WOOD FRAMED ROOFS CLASS: 'A', 'B', OR 'C'

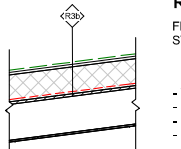
R3a INFILL: Lower roof



FRR: Not required
STC: Not required

- Waterproof membrane: 2-ply SBS by "Soprema" or approved equal
- Protection board
- R35 (7") XPS insulation
- Self adhere air/vapour barrier
- 5/8" Exterior grade plywood sheathing (refer to structural)
- Wood sleepers @ 16" o.c. for slope to drain (+/- 2% slope towards drain scuppers min.)
- 2x10 Wood joists @ 16" o.c. (refer to structural)
- R12 (3 1/2") Batt insulation held tight against u/s of sheathing with metal support
- 1/2" Gypsum wall board
- Paint finish

R3b INFILL: Vaulted roof

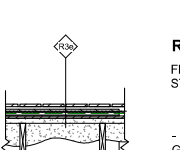


FRR: Not required
STC: Not required

- Waterproof membrane: 2-ply SBS by "Soprema" or approved equal
- Protection board
- R35 (7") XPS insulation
- Self adhere air/vapour barrier
- 5/8" Exterior grade plywood sheathing (refer to structural)
- 2x10 Roof rafter @ 16" o.c. (refer to structural)
- 1/2" Gypsum wall board
- Paint finish

R3 - WOOD FRAMED ROOFS CLASS: 'A', 'B', OR 'C'

R3e INFILL BUILDING: Roof deck with heated space below

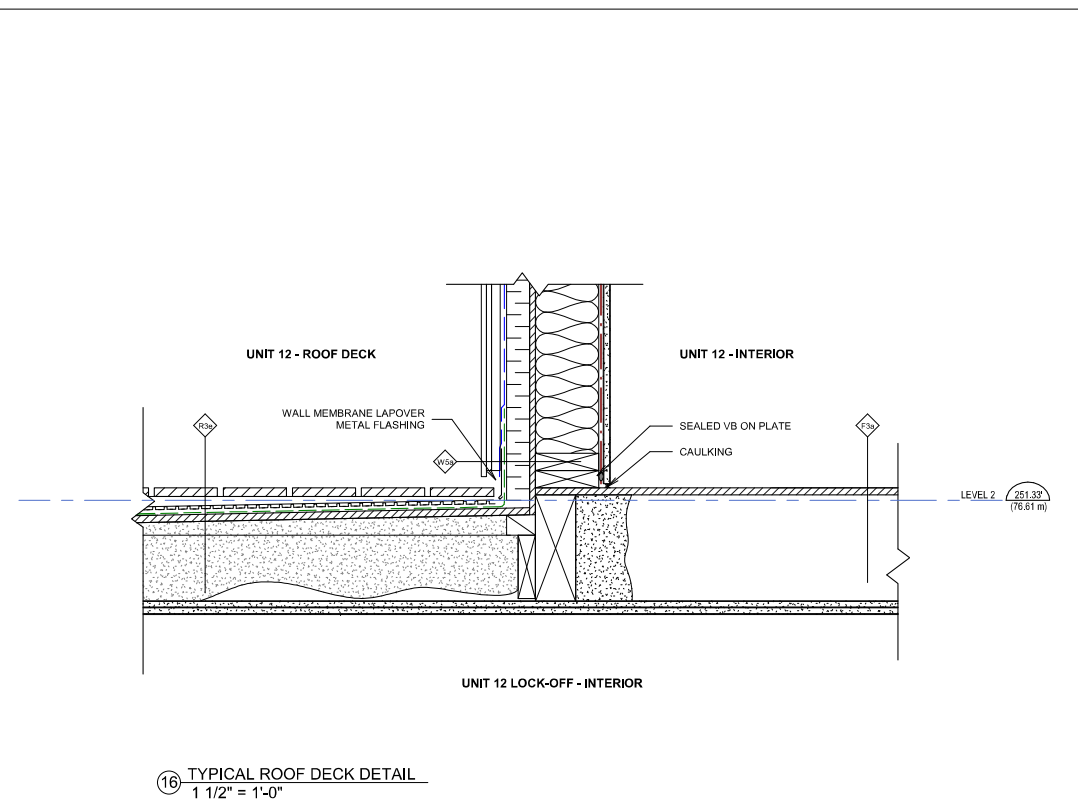


FRR: Not required
STC: Not required

- 1x6 Composite decking, grooved edge, Fiberon armorguard decking or equal, colour: Gray (Nantucket), mounted to PT sleepers @ 16" o.c., minimum 1/4" gap between planks for drainage
- Drainage structure (Miradrain or approved equal)
- Waterproof membrane: 2-ply SBS by "Soprema" or approved equal
- 5/8" Exterior grade plywood sheathing (refer to structural)
- Wood sleepers @ 16" o.c. (2.0% minimum slope out)
- 2 x 8 floor joist @ 16" o.c. (refer to structural)
- R35 (5.5" min.) closed cell spray foam insulation within joist cavity and to fill sleeper space
- 1/2" Gypsum wall board
- Paint finish

Effective R-value: R30

TYPICAL ROOF DECK DETAIL ABOVE HEATED SPACE



1645 West 5th Avenue
Vancouver, BC V6L 1N5

Tel: (604) 872-2595 Fax: (604) 872-2505
Email: office@AMArchitects.com

Project:
Project Number
Owner
EAGLERIDGE PLACE
6155 EAGLERIDGE PLACE

Drawing:
CONSTRUCTION ASSEMBLIES

Project Status:
REZONING

SUBMISSION	
Date	Description
(YYYY-MM-DD)	
2011-03-15	Issued for Rezoning Submission

REVISION		
No.	Date	Description

All Drawings in this set to be read in conjunction with each other. Any errors or discrepancies to be reported to the Architect before commencing work. Contractors are responsible to ensure that all work is executed to the requirements of the appropriate Building Code Authority. © Copyright Ankenman Marchand Architects. All rights reserved.

Scale:
As indicated

DWG. NO:
A500

1645 West 5th Avenue
Vancouver, BC V6J 1N5

Tel: (604) 872-2595 Fax: (604) 872-2505
Email: office@AMArchitects.com



Project:
Project Number
 Owner
EAGLERIDGE PLACE
 6155 EAGLERIDGE PLACE

Drawing:
AREA PLAN - LOWER LEVEL 2

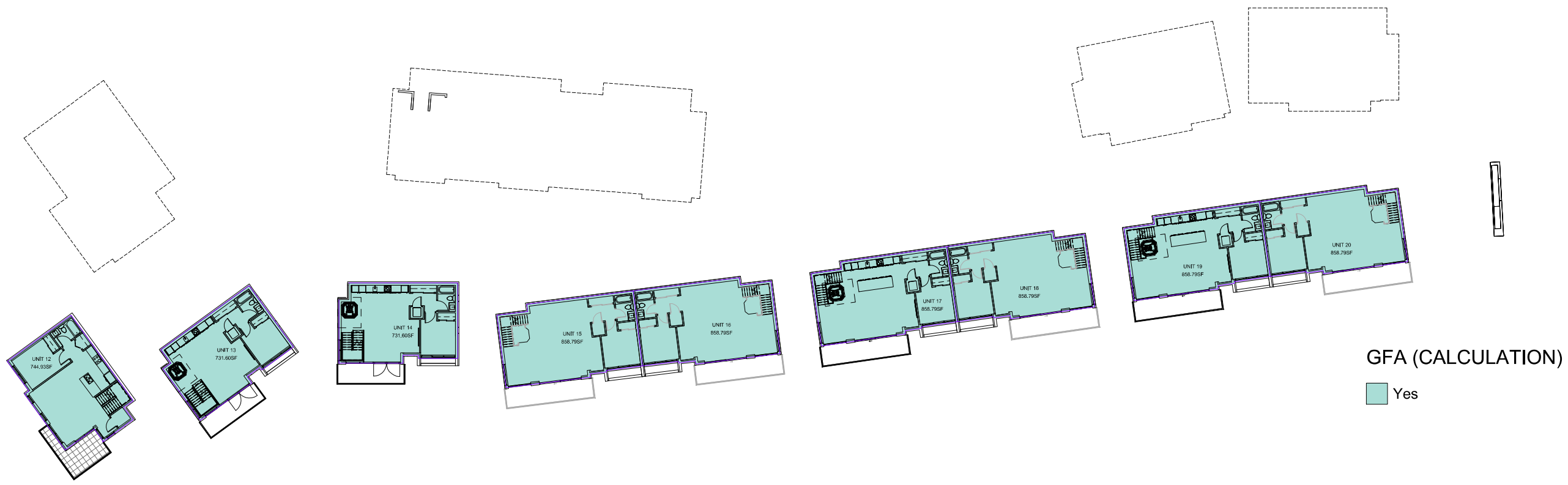
Project Status:
REZONING

SUBMISSION	
Date	Description
(YYYY-MM-DD)	
2011-03-15	Issued for Rezoning Submission

REVISION		
No.	Date	Description

All Drawings in this set to be read in conjunction with each other. Any errors or discrepancies to be reported to the Architect before commencing work. Contractors are responsible to ensure that all work is executed to the requirements of the appropriate Building Code Authority.
 © Copyright Ankenman Marchand Architects. All rights reserved.

Scale: 1/16" = 1'-0"
 DWG. NO: **A801**



1 LOWER LEVEL 2
 1/16" = 1'-0"

1645 West 5th Avenue
Vancouver, BC V6L 1N5

Tel: (604) 872-2595 Fax: (604) 872-2505
Email: office@AMArchitects.com



Project:
Project Number
Owner
EAGLERIDGE PLACE
6155 EAGLERIDGE PLACE
Drawing:
AREA PLAN - MAIN LEVEL

Project Status:
REZONING

SUBMISSION

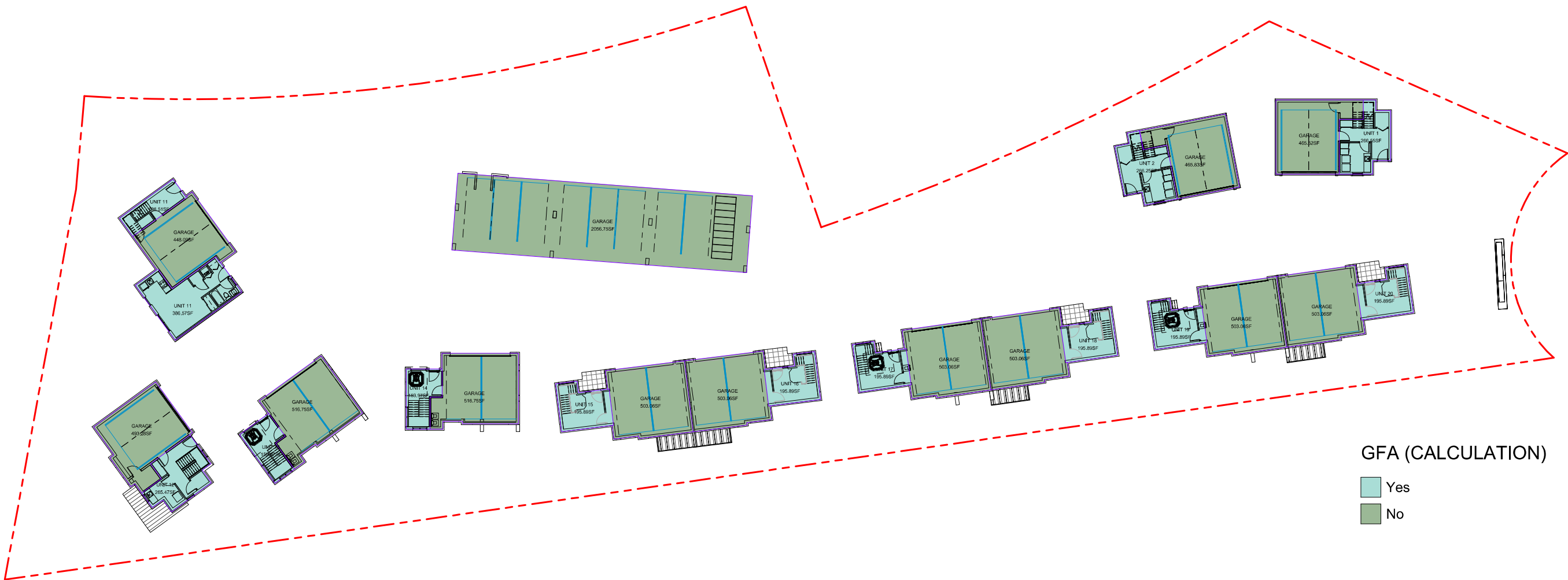
Date (YYYY-MM-DD)	Description
2011-03-15	Issued for Rezoning Submission

REVISION

No.	Date	Description

All Drawings in this set to be read in conjunction with each other. Any errors or discrepancies to be reported to the Architect before commencing work. Contractors are responsible to ensure that all work is executed to the requirements of the appropriate Building Code Authority.
© Copyright Ankenman Marchand Architects. All rights reserved.

Scale: 1/16" = 1'-0"
DWG. NO: **A802**



GFA (CALCULATION)

- Yes
- No

① MAIN LEVEL
1/16" = 1'-0"

D:\Program Files\Users\PREDOCK\Documents\2052_01_MAIN_R20_CF_SD_Eagleridge Place_2_NS_SideWalk-New Survey_AFSHIN-AMA.rvt

Plot Date: 2022-03-21 11:34:35 AM

1645 West 5th Avenue
Vancouver, BC V6L 1N5

Tel: (604) 872-2595 Fax: (604) 872-2505
Email: office@AMMArchitects.com



Project:
Project Number
Owner
EAGLERIDGE PLACE
6155 EAGLERIDGE PLACE
Drawing:
AREA PLAN - LEVEL 3

Project Status:
REZONING

SUBMISSION	
Date	Description
(YYYY-MM-DD)	
2011-03-15	Issued for Rezoning Submission

REVISION		
No.	Date	Description

All Drawings in this set to be read in conjunction with each other. Any errors or discrepancies to be reported to the Architect before commencing work. Contractors are responsible to ensure that all work is executed to the requirements of the appropriate Building Code Authority.
© Copyright Ankenman Marchand Architects. All rights reserved.

Scale: 1/16" = 1'-0"
DWG. NO: **A805**



1 AREA PLAN - LEVEL 3
1/16" = 1'-0"

